

2000-01-01

A summary of PI and PID controller tuning rules for processes with time delay. Part 1: PI controller tuning rules

Aidan O'Dwyer

Technological University Dublin, aidan.odwyer@tudublin.ie

Follow this and additional works at: <https://arrow.tudublin.ie/engscheleart>



Part of the [Controls and Control Theory Commons](#)

Recommended Citation

O'Dwyer, Aidan : A summary of PI and PID controller tuning rules for processes with time delay. Part 1: PI controller tuning rules. Proceedings of PID '00: IFAC Workshop on Digital Control, pp. 175-180, Terrassa, Spain, April 4-7, 2000. doi:10.21427/3n41-2e43

This Conference Paper is brought to you for free and open access by the School of Electrical and Electronic Engineering at ARROW@TU Dublin. It has been accepted for inclusion in Conference papers by an authorized administrator of ARROW@TU Dublin. For more information, please contact arrow.admin@tudublin.ie, aisling.coyne@tudublin.ie.



This work is licensed under a [Creative Commons Attribution-NonCommercial-Share Alike 4.0 License](#)

A SUMMARY OF PI AND PID CONTROLLER TUNING RULES FOR PROCESSES WITH TIME DELAY. PART 1: PI CONTROLLER TUNING RULES.

Aidan O'Dwyer

School of Control Systems and Electrical Engineering, Dublin Institute of Technology, Kevin St., Dublin 8, Ireland.

Abstract: The ability of proportional integral (PI) and proportional integral derivative (PID) controllers to compensate many practical industrial processes has led to their wide acceptance in industrial applications. The requirement to choose either two or three controller parameters is perhaps most easily done using tuning rules. A summary of tuning rules for the PI control of single input, single output (SISO) processes with time delay is provided in this paper.
Copyright ©2000 IFAC

Keywords: PI controllers, rules, time delay.

1. INTRODUCTION

The ability of PI and PID controllers to compensate most practical industrial processes has led to their wide acceptance in industrial applications. It has been suggested, for example, that just 5 to 10% of control loops cannot be controlled by SISO PI or PID controllers (Koivo and Tantt, 1991); in particular, these controllers perform well for processes with benign dynamics and modest performance requirements (Astrom and Hagglund, 1995). It has been stated that 98% of control loops in the pulp and paper industries are controlled by SISO PI controllers (Bialkowski, 1996) and that, in process control applications, more than 95% of the controllers are of PID type (Astrom and Hagglund, 1995). The PI or PID controller implementation has been recommended for the control of processes of low to medium order, with small time delays, when parameter setting must be done using tuning rules and when controller synthesis is performed either once or more often (Isermann, 1989).

However, in the testing of thousands of control loops in hundreds of plants, Ender (1993) has found that more than 30% of installed controllers are operating in manual mode and 65% of loops operating in automatic mode produce less variance in manual than

in automatic (i.e. the automatic controllers are poorly tuned); this is rather sobering, considering the wealth of information available in the literature for determining controller parameters automatically. It is true that this information is scattered throughout papers and books; the author is not aware of a comprehensive summary, in the published literature, of PI and PID controller tuning rules for processes with time delays. Such a summary has recently been prepared by the author (O'Dwyer, 2000a); selected data from this summary is provided in Table 1.

Table 1: PI and PID tuning rules – some data

Process Model	Number of rules
$K_m e^{-sT_m} / (1 + sT_m)$	PI – 81; PID - 117
$K_m e^{-sT_m} / (1 - sT_m)$	PI – 6; PID - 6
$K_m e^{-sT_m} / s$	PI – 22; PID - 15
$K_m e^{-sT_m} / (s(1 + sT_m))$	PI – 6; PID - 15
$K_m e^{-sT_m} / (1 + 2\xi_m T_m s + T_m^2 s^2)$	PI – 15; PID - 48
$K_m e^{-sT_m} / ((1 - sT_{m1})(1 + sT_{m2}))$	PI – 2; PID - 6
Other delayed models	PI – 1; PID - 12
Delayed or undelayed model	PI – 21; PID - 39
Total	PI - 154; PID - 258

For space considerations, this paper and a companion paper (O'Dwyer, 2000b) will summarise some of the most directly applicable tuning rules for PI and PID controllers, respectively, that have been developed to compensate SISO processes with time delay, modeled in either first order lag plus delay (FOLPD) form or integral plus delay (IPD) form; such models are popular in process control because of their simple structure. A major criterion for choosing the tuning rules summarised is their appropriateness for the analytical calculation of robustness criteria in previous work done by the author (O'Dwyer, 1998). Some such results will be presented in Section 4.

The tuning rules will be organised in tabular form; within each table, the tuning rules are classified further. The main subdivisions made are as follows:

- (i) Tuning rules based on a measured step response (also called process reaction curve methods).
- (ii) Tuning rules based on minimising an appropriate performance criterion, either for optimum regulator or optimum servo action.
- (iii) Tuning rules that gives a specified closed loop response (direct synthesis tuning rules).
- (iv) Robust tuning rules, with an explicit robust stability and robust performance criterion built in to the design process.
- (v) Tuning rules based on recording appropriate parameters at the ultimate frequency (also called ultimate cycle methods).

Some tuning rules could be considered to belong to more than one subdivision, so the subdivisions cannot be considered to be mutually exclusive; nevertheless, they provide a convenient way to classify the rules. Tuning rules for the variations that have been proposed in the 'ideal' PI and PID structure are included in the appropriate table. Considerable variations in the ideal PID controller structure, in particular, are encountered; these variations are explored in more detail by O'Dwyer (2000b). One column in the tables summarise the conditions under which the tuning rules are designed to operate, if appropriate. A list of symbols and abbreviations used in the papers is provided (Appendix 1).

2. TUNING RULES - $\frac{K_m e^{-s\tau_m}}{1 + sT_m}$ MODEL

Rule	K _c	T _i	Comment
Controller	$G_c(s) = K_c \left(1 + \frac{1}{T_i s} \right)$		
Process reaction			
Ziegler and Nichols (1942)	$\frac{0.9T_m}{K_m \tau_m}$	$3.33\tau_m$	$\frac{\tau_m}{T_m} \leq 1$

Astrom and Hagglund (1995)	$\frac{0.63T_m}{K_m \tau_m}$	$3.2\tau_m$	
Rule	K _c	T _i	Comment
Chien, <i>et al.</i> (1952) - regulator	$\frac{0.6T_m}{K_m \tau_m}$	$4\tau_m$	$0.11 < \frac{\tau_m}{T_m} < 1.0$ 0% o.s.
Astrom and Hagglund (1995) - regulator	$\frac{0.7T_m}{K_m \tau_m}$	$2.3\tau_m$	20% o.s.
Chien, <i>et al.</i> (1952) - servo	$\frac{0.35T_m}{K_m \tau_m}$	$1.17T_m$	$0.11 < \frac{\tau_m}{T_m} < 1.0$ 0% o.s.
Chien <i>et al.</i> (1952) - servo	$\frac{0.6T_m}{K_m \tau_m}$	T _m	$0.11 < \frac{\tau_m}{T_m} < 1.0$ 20% o.s.
Murrill (1967) - 2 constraints criterion	$\frac{0.928 \left(\frac{T_m}{\tau_m} \right)^{0.946}}{K_m \left(\frac{\tau_m}{T_m} \right)}$	$\frac{T_m \left(\frac{\tau_m}{T_m} \right)^{0.583}}{1.078 \left(\frac{\tau_m}{T_m} \right)}$	$0.1 \leq \frac{\tau_m}{T_m} \leq 1.0$
St. Clair (1997)	$\frac{0.333T_m}{K_m \tau_m}$	T _m	$\frac{T_m}{\tau_m} \leq 3.0$
Regulator tuning			
Murrill (1967) - min. IAE	$\frac{0.984 \left(\frac{T_m}{\tau_m} \right)^{0.986}}{K_m \left(\frac{\tau_m}{T_m} \right)}$	$\frac{T_m \left(\frac{\tau_m}{T_m} \right)^{0.707}}{0.608 \left(\frac{\tau_m}{T_m} \right)}$	$0.1 \leq \frac{\tau_m}{T_m} \leq 1.0$
Shinsky (1988) - min. IAE	$1.00T_m/K_m\tau_m$ $1.04T_m/K_m\tau_m$ $1.11T_m/K_m\tau_m$ $1.39T_m/K_m\tau_m$	$3.0\tau_m$ $2.25\tau_m$ $1.45\tau_m$ τ_m	$\tau_m/T_m = 0.2$ $\tau_m/T_m = 0.5$ $\tau_m/T_m = 1$ $\tau_m/T_m = 2$
Murrill (1967) - min. ISE	$\frac{1.305 \left(\frac{T_m}{\tau_m} \right)^{0.959}}{K_m \left(\frac{\tau_m}{T_m} \right)}$	$\frac{T_m \left(\frac{\tau_m}{T_m} \right)^{0.739}}{0.492 \left(\frac{\tau_m}{T_m} \right)}$	$0.1 \leq \frac{\tau_m}{T_m} \leq 1.0$
Zhuang and Atherton (1993) - min. ISE	$\frac{1.279 \left(\frac{T_m}{\tau_m} \right)^{0.945}}{K_m \left(\frac{\tau_m}{T_m} \right)}$	$\frac{T_m \left(\frac{\tau_m}{T_m} \right)^{0.586}}{0.535 \left(\frac{\tau_m}{T_m} \right)}$	$0.1 \leq \frac{\tau_m}{T_m} \leq 1.0$
	$\frac{1.346 \left(\frac{T_m}{\tau_m} \right)^{0.675}}{K_m \left(\frac{\tau_m}{T_m} \right)}$	$\frac{T_m \left(\frac{\tau_m}{T_m} \right)^{0.438}}{0.552 \left(\frac{\tau_m}{T_m} \right)}$	$1.1 \leq \frac{\tau_m}{T_m} \leq 2.0$
Murrill (1967) - min. ITAE	$\frac{0.859 \left(\frac{T_m}{\tau_m} \right)^{0.977}}{K_m \left(\frac{\tau_m}{T_m} \right)}$	$\frac{T_m \left(\frac{\tau_m}{T_m} \right)^{0.680}}{0.674 \left(\frac{\tau_m}{T_m} \right)}$	$0.1 \leq \frac{\tau_m}{T_m} \leq 1.0$
Zhuang and Atherton (1993) - min. ISTSE	$\frac{1.015 \left(\frac{T_m}{\tau_m} \right)^{0.957}}{K_m \left(\frac{\tau_m}{T_m} \right)}$	$\frac{T_m \left(\frac{\tau_m}{T_m} \right)^{0.552}}{0.667 \left(\frac{\tau_m}{T_m} \right)}$	$0.1 \leq \frac{\tau_m}{T_m} \leq 1.0$
	$\frac{1.065 \left(\frac{T_m}{\tau_m} \right)^{0.673}}{K_m \left(\frac{\tau_m}{T_m} \right)}$	$\frac{T_m \left(\frac{\tau_m}{T_m} \right)^{0.427}}{0.687 \left(\frac{\tau_m}{T_m} \right)}$	$1.1 \leq \frac{\tau_m}{T_m} \leq 2.0$
Zhuang and Atherton	$\frac{1.021 \left(\frac{T_m}{\tau_m} \right)^{0.953}}{K_m \left(\frac{\tau_m}{T_m} \right)}$	$\frac{T_m \left(\frac{\tau_m}{T_m} \right)^{0.546}}{0.629 \left(\frac{\tau_m}{T_m} \right)}$	$0.1 \leq \frac{\tau_m}{T_m} \leq 1.0$

(1993) - min. ISTES	$\frac{1.076}{K_m} \left(\frac{T_m}{\tau_m} \right)^{0.648}$	$\frac{T_m}{0.650} \left(\frac{\tau_m}{T_m} \right)^{0.442}$	$1.1 \leq \frac{\tau_m}{T_m} \leq 2.0$
------------------------	---	---	--

Rule	K_c	T_i	Comment
Servo tuning			
Rovira, <i>et al.</i> (1969) - min. IAE	$\frac{0.758}{K_m} \left(\frac{T_m}{\tau_m} \right)^{0.861}$	$\frac{T_m}{1.020 - 0.323 \frac{\tau_m}{T_m}}$	$0.1 \leq \frac{\tau_m}{T_m} \leq 1.0$
Zhuang and Atherton (1993) - min. ISE	$\frac{0.980}{K_m} \left(\frac{T_m}{\tau_m} \right)^{0.892}$	$\frac{T_m}{0.690 - 0.155 \frac{\tau_m}{T_m}}$	$0.1 \leq \frac{\tau_m}{T_m} \leq 1.0$
	$\frac{1.072}{K_m} \left(\frac{T_m}{\tau_m} \right)^{0.560}$	$\frac{T_m}{0.648 - 0.114 \frac{\tau_m}{T_m}}$	$1.1 \leq \frac{\tau_m}{T_m} \leq 2.0$
Rovira, <i>et al.</i> (1969) - min. ITAE	$\frac{0.586}{K_m} \left(\frac{T_m}{\tau_m} \right)^{0.916}$	$\frac{T_m}{1.030 - 0.165 \frac{\tau_m}{T_m}}$	$0.1 \leq \frac{\tau_m}{T_m} \leq 1.0$
Zhuang and Atherton (1993) - min. ISTSE	$\frac{0.712}{K_m} \left(\frac{T_m}{\tau_m} \right)^{0.921}$	$\frac{T_m}{0.968 - 0.247 \frac{\tau_m}{T_m}}$	$0.1 \leq \frac{\tau_m}{T_m} \leq 1.0$
	$\frac{0.786}{K_m} \left(\frac{T_m}{\tau_m} \right)^{0.559}$	$\frac{T_m}{0.883 - 0.158 \frac{\tau_m}{T_m}}$	$1.1 \leq \frac{\tau_m}{T_m} \leq 2.0$
Zhuang and Atherton (1993) - min. ISTES	$\frac{0.569}{K_m} \left(\frac{T_m}{\tau_m} \right)^{0.951}$	$\frac{T_m}{1.023 - 0.179 \frac{\tau_m}{T_m}}$	$0.1 \leq \frac{\tau_m}{T_m} \leq 1.0$
	$\frac{0.628}{K_m} \left(\frac{T_m}{\tau_m} \right)^{0.583}$	$\frac{T_m}{1.007 - 0.167 \frac{\tau_m}{T_m}}$	$1.1 \leq \frac{\tau_m}{T_m} \leq 2.0$
Direct synthesis			
Haalman (1965)	$\frac{2T_m}{3K_m \tau_m}$	T_m	Closed loop sensitivity = 1.9
Pemberton (1972) - min. IAE - regulator	$\frac{T_m}{K_m \tau_m}$	T_m	$0.1 \leq \frac{\tau_m}{T_m} \leq 0.5$
Smith and Corripio (1985) - min. IAE - servo	$\frac{3T_m}{5K_m \tau_m}$	T_m	$0.1 \leq \frac{\tau_m}{T_m} \leq 0.5$
Smith and Corripio (1985) - 5% o.s. - servo	$\frac{T_m}{2K_m \tau_m}$	T_m	
Schneider (1988)	$0.368 \frac{T_m}{K_m \tau_m}$	T_m	CL response $\xi = 1$
	$0.403 \frac{T_m}{K_m \tau_m}$	T_m	CL response $\xi = 0.6$
Hang, <i>et al.</i> (1993a, b)	$\frac{0.7854T_m}{K_m \tau_m}$	T_m	$A_m = 2$, $\phi_m = 45^\circ$
	$\frac{0.524T_m}{K_m \tau_m}$	T_m	$A_m = 3$, $\phi_m = 60^\circ$

Rule	K_c	T_i	Comment
Hang, <i>et al.</i> (1993a, b) - continued	$\frac{0.393T_m}{K_m \tau_m}$	T_m	$A_m = 4$, $\phi_m = 67.5^\circ$
	$\frac{0.314T_m}{K_m \tau_m}$	T_m	$A_m = 5$, $\phi_m = 72^\circ$
Voda and Landau (1995)	$\frac{T_m}{2K_m \tau_m}$	T_m	$\phi_m = 60^\circ$, $0.25 \leq \frac{\tau_m}{T_m} \leq 1$
Bi, <i>et al.</i> (1999)	$\frac{0.5064T_m}{K_m \tau_m}$	T_m	
Robust			
Rivera, <i>et al.</i> (1986)	$\frac{T_m}{\lambda K_m}$	T_m	$\lambda \geq 1.7\tau_m$, $\lambda > 0.1T_m$.
	$\frac{2T_m + \tau_m}{2\lambda K_m}$	$T_m + 0.5\tau_m$	$\lambda \geq 1.7\tau_m$, $\lambda > 0.1T_m$.
Chien (1988)	$\frac{T_m}{K_m(\tau_m + \lambda)}$	T_m	$\lambda = T_m$
Fruehauf, <i>et al.</i> (1993)	$\frac{5T_m}{9\tau_m K_m}$	$5\tau_m$	$\frac{\tau_m}{T_m} < 0.33$
	$\frac{T_m}{2\tau_m K_m}$	T_m	$\frac{\tau_m}{T_m} \geq 0.33$
Lee, <i>et al.</i> (1998)	$\frac{T_i}{K_m(\lambda + \tau_m)}$	$T_m + \frac{\tau_m^2}{2(\lambda + \tau_m)}$	$\lambda = 0.333\tau_m$
Ultimate cycle			
Shinsky (1988) - min. IAE	$0.5848K_u$	$0.81T_u$	$\tau_m/T_m = 0.2$
	$0.5405K_u$	$0.66T_u$	$\tau_m/T_m = 0.5$
	$0.4762K_u$	$0.47T_u$	$\tau_m/T_m = 1$
	$0.4608K_u$	$0.37T_u$	$\tau_m/T_m = 2$
Alternative PI controller structure			
Controller	$G_c(s) = K_c \left(b + \frac{1}{T_i s} \right)$		
Astrom and Hagglund (1995)	$\frac{0.4T_m}{K_m \tau_m}$	$0.7T_m$	$b = 0.5$; $0.1 \leq \frac{\tau_m}{T_m} \leq 2$

3. PI TUNING RULES - $\frac{K_m e^{-s\tau_m}}{s}$ MODEL

Rule	K_c	T_i	Comment
Process reaction			
Ziegler and Nichols (1942)	$\frac{0.9}{K_m \tau_m}$	$3.33\tau_m$	Quarter decay ratio
Tyres and Luyben (1992)	$\frac{0.487}{K_m \tau_m}$	$8.75\tau_m$	Max. CL loop log mod. = 2dB

Rule	K_c	T_i	Comment
Astrom and Hagglund (1995)	$\frac{0.63}{K_m \tau_m}$	$3.2\tau_m$	
Regulator			
Shinsky (1994) – min. IAE regulator	$\frac{0.9259}{K_m \tau_m}$	$4\tau_m$	
Robust			
Fruehauf, <i>et al.</i> (1993)	$\frac{0.5}{K_m \tau_m}$	$5\tau_m$	
Direct synthesis			
Cluett and Wang (1997) - designed closed loop time constant in 'comment' column	$\frac{0.9588}{K_m \tau_m}$	$3.0425\tau_m$	τ_m
	$\frac{0.6232}{K_m \tau_m}$	$5.2586\tau_m$	$2\tau_m$
	$\frac{0.4668}{K_m \tau_m}$	$7.2291\tau_m$	$3\tau_m$
	$\frac{0.3752}{K_m \tau_m}$	$9.1925\tau_m$	$4\tau_m$
	$\frac{0.3144}{K_m \tau_m}$	$11.1637\tau_m$	$5\tau_m$
Rotach (1995)	$\frac{0.75}{K_m \tau_m}$	$2.41\tau_m$	$\xi = 0.75.$
Other			
Penner (1988)	$\frac{0.58}{K_m \tau_m}$	$10\tau_m$	Max. CL gain = 1.26
	$\frac{0.8}{K_m \tau_m}$	$5.9\tau_m$	Max. CL gain = 2.0
Srividya and Chidambaram (1997)	$\frac{0.67075}{K_m \tau_m}$	$3.6547\tau_m$	

4. SIMULATION RESULTS

Space considerations dictate that only representative simulation results may be provided. In these results, approximate gain margin and phase margin are analytically calculated, using the method outlined by Ho, *et al.* (1995), for processes compensated using an appropriately tuned PI controller. The MATLAB package has been used in the simulations. In these results, Z-N refers to the process reaction curve method of Ziegler and Nichols (1942); IAE reg, ISE reg and ITAE reg refer to the tuning rules for regulator applications that minimise the IAE, ISE and ITAE criterion, respectively, as defined by Murrill (1967); IAE ser, ITAE ser and ISE ser refer to the tuning rules for servo applications that minimise the IAE, ITAE and ISE criterion, respectively, as defined

by Rovira, *et al.* (1969) and Zhuang and Atherton (1993); $A_m = 2, \phi_m = 45^\circ$, $A_m = 3, \phi_m = 60^\circ$ and $A_m = 4, \phi_m = 67.5^\circ$ refer to the direct synthesis tuning rules of Hang, *et al.* (1993a, b).

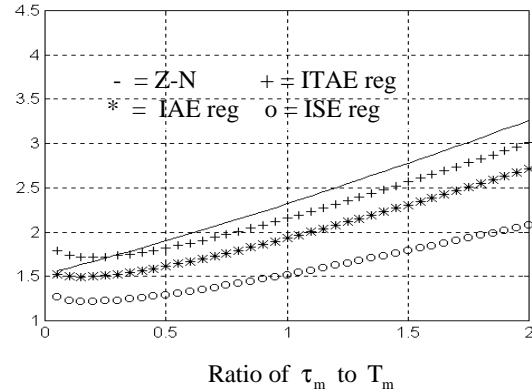


Figure 1: Gain margin

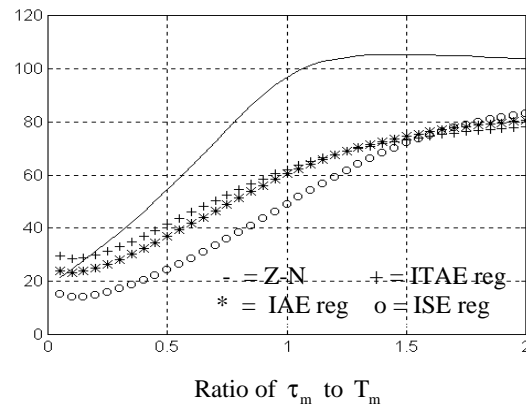


Figure 2: Phase margin

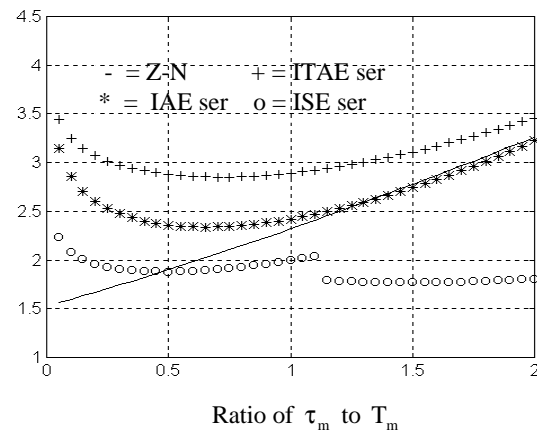


Figure 3: Gain margin

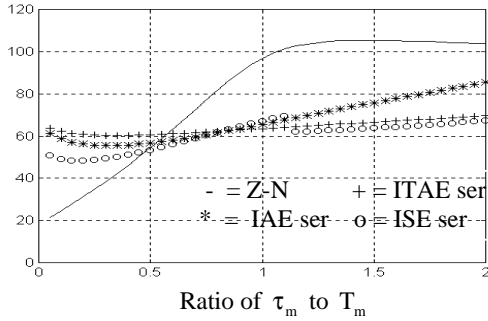


Figure 4: Phase margin

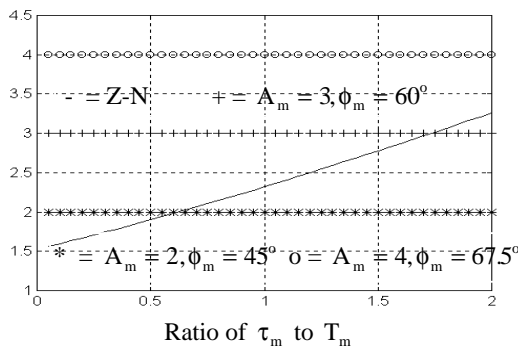


Figure 5: Gain margin

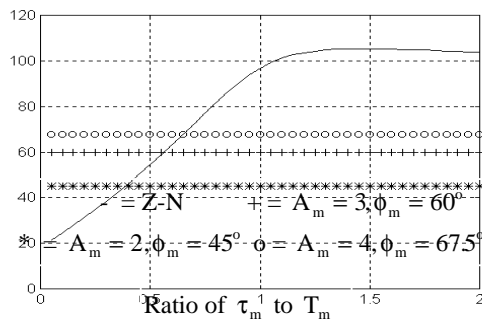


Figure 6: Phase margin

It is interesting that, over a wide range of time delay to time constant ratios, the ISE based tuning rules have the smallest gain margin and have also a small phase margin, suggesting that this is a less robust tuning strategy. This is compatible with application experience. The direct synthesis tuning rules simulated provide a constant gain and phase margin at all ratios of time delay to time constant; it may be shown analytically that, for a FOLPD process, a gain margin of $1.57/a$ and a phase margin of $(1.57 - a)$ radians is achieved with the use of a PI controller with $K_c = aT_m/K_m \tau_m$ and $T_i = T_m$.

5. CONCLUSIONS

A large number of PI controller tuning rules have been defined in the literature to compensate SISO processes with time delays. The paper has presented a flavour of the variety of tuning rules defined. Some results associated with the analytical calculation of the gain margin and phase margin of compensated delayed systems, as the ratio of time delay to time constant varies, have also been presented. Future work will concentrate on further analytical evaluation of the robustness of delayed processes compensated using tuning rule based PI controllers.

REFERENCES

- Astrom, K.J. and Hagglund, T. (1995). *PID Controllers: Theory, Design and Tuning*, Instrument Society of America, Research Triangle Park, North Carolina, 2nd Edition.
- Bi, Q., Cai, W.-J., Lee, E.-L., Qang, Q.-G., Hang, C.-C. and Zhang, Y. (1999). Robust identification of first-order plus dead-time model from step response. *Control Engineering Practice*, **7**, pp. 71-77.
- Bialkowski, W.L. (1996). Control of the pulp and paper making process. In: *The Control Handbook*, (Editor: W.S. Levine), pp. 1219-1242. CRC/IEEE Press, Boca Raton, Florida.
- Chien, K.-L., Hrones, J.A. and Reswick, J.B. (1952). On the automatic control of generalised passive systems. *Transactions of the ASME*, **February**, pp. 175-185.
- Chien, I.-L. (1988). IMC-PID controller design - an extension. *Proceedings of the IFAC Adaptive Control of Chemical Processes Conference*, Copenhagen, Denmark, pp. 147-152.
- Cluett, W.R. and Wang, L. (1997). New tuning rules for PID control. *Pulp and Paper Canada*, **3**, pp. 52-55.
- Ender, D.B. (1993). Process control performance: not as good as you think. *Control Engineering*, **September**, pp. 180-190.
- Fruehauf, P.S., Chien, I.-L. and Lauritsen, M.D. (1993). Simplified IMC-PID tuning rules. *Proceedings of the ISA/93 Advances in Instrumentation and Control Conference*, McCormick Place, Chicago, Illinois, pp. 1745-1766.
- Haalman, A. (1965). Adjusting controllers for a deadtime process. *Control Engineering*, **July**, pp. 71-73.
- Hang, C.C., Ho, W.K. and Cao, L.S. (1993a). A comparison of two design methods for PID controllers. *Proceedings of the ISA/93 Advances in Instrumentation and Control Conference*, McCormick Place, Chicago, Illinois, pp. 959-967.

- Hang, C.C., Lee, T.H. and Ho, W.K. (1993b). *Adaptive Control*. Instrument Society of America, Research Triangle Park, North Carolina.
- Ho, W.K., Hang, C.C. and Zhou, J.H. (1995). Performance and gain and phase margins of well-known PI tuning formulas. *IEEE Transactions on Control Systems Technology*, **3**, pp. 245-248.
- Isermann, R. (1989). *Digital Control Systems Volume 1. Fundamentals, Deterministic Control*, 2nd Revised Edition, Springer-Verlag.
- Koivo, H.N. and Tantt, J.T. (1991). Tuning of PID Controllers: Survey of SISO and MIMO techniques. *Proceedings of the IFAC Intelligent Tuning and Adaptive Control Symposium*, Singapore, pp. 75-81.
- Lee, Y., Park, S., Lee, M. and Brosilow, C. (1998). PID controller tuning for desired closed-loop responses for SI/SO systems, *AIChE Journal*, **44**, pp. 106-115.
- Murrill, P.W. (1967). *Automatic control of processes*. International Textbook Co.
- O'Dwyer, A. (1998). Performance and robustness issues in the compensation of FOLPD processes with PI and PID controllers. *Proceedings of the Irish Signals and Systems Conference*, Dublin Institute of Technology, Ireland, pp. 227-234.
- O'Dwyer, A. (2000a). PI and PID controllers for time delay processes: a summary. *Technical Report AOD/00/01*, Dublin Institute of Technology, Dublin, Ireland. <http://www.docsee.kst.ie/aodweb/>.
- O'Dwyer, A. (2000b). A summary of PI and PID controller tuning rules for processes with time delay: Part 2: PID controller tuning rules. *Proceedings of IFAC Workshop on Digital Control*, Terrassa, Spain.
- Pemberton, T.J. (1972). PID: The logical control algorithm. *Control Engineering*, **19**, 5, pp. 66-67.
- Penner, A. (1988). Tuning rules for a PI controller. *Proceedings of the ISA/88 International Conference and Exhibition*, Houston, Texas, pp. 1037-1051.
- Rivera, D.E., Morari, M. and Skogestad, S. (1986). Internal Model Control. 4. PID controller design. *Industrial and Engineering Chemistry Process Design and Development*, **25**, pp. 252-265.
- Rotach, V. Ya. (1995). Automatic tuning of PID-controllers – expert and formal methods. *Thermal Engineering*, **42**, pp. 794-800.
- Rovira, A.A., Murrill, P.W. and Smith, C.L. (1969). Tuning controllers for setpoint changes. *Instruments and Control Systems*, **42**, December, pp. 67-69.
- Schneider, D.M. (1988). Control of processes with time delay. *IEEE Transactions on Industry Applications*, **24**, pp. 186-191.
- Shinsky, F.G. (1988). *Process Control Systems - Application, Design and Tuning*. McGraw-Hill Inc., New York, 3rd Edition.
- Shinsky, F.G. (1994). *Feedback controllers for the process industries*. McGraw-Hill Inc., New York.
- Smith, C.A. and Corripio, A.B. (1985). *Principles and practice of automatic process control*, John Wiley and Sons, New York.
- Srividya, R. and Chidambaram, M. (1997). On-line controllers tuning for integrator plus delay systems. *Process Control and Quality*, **9**, pp. 59-66.
- St. Clair, D.W. (1997). *Controller tuning and control loop performance*. Straight Line Control Co., Inc., Delaware, 2nd Edition.
- Tyreus, B.D. and Luyben, W.L. (1992). Tuning PI controllers for integrator/dead time processes. *Industrial Engineering Chemistry Research*, **31**, pp. 2625-2628.
- Voda, A. and Landau, I.D. (1995). The autocalibration of PI controllers based on two frequency measurements. *International Journal of Adaptive Control and Signal Processing*, **9**, pp. 395-421.
- Zhuang, M. and Atherton, D.P. (1993). Automatic tuning of optimum PID controllers. *IEE Proceedings, Part D*, **140**, pp. 216-224.
- Ziegler, J.G. and Nichols, N.B. (1942). Optimum settings for automatic controllers. *Transactions of the ASME*, November, pp. 759-768.

APPENDIX: LIST OF SYMBOLS AND ABBREVIATIONS USED

- A_m = gain margin
 CL = closed loop
 FOLPD = first order lag plus delay
 $G_c(s)$ = PI controller transfer function
 IAE = integral of absolute error
 IPD = integral plus delay
 ISE = integral of squared error
 ISTES = integral of squared time multiplied by error, all to be squared
 ISTSE = integral of squared time multiplied by squared error
 ITAE = integral of time multiplied by absolute error
 K_c = Proportional gain of the controller
 K_m = Gain of the process models
 K_u = Ultimate gain
 max. = maximum
 min. = minimum
 o.s. = overshoot
 PI = proportional integral
 PID = proportional integral derivative
 SISO = single-input, single-output
 T_i = Integral time of the controller
 T_m, T_{m1}, T_{m2} = Time constants of the process models
 T_u = Ultimate period
 ξ, ξ_m = damping factor
 λ = Parameter that determines robustness of compensated system.
 ϕ_m = phase margin
 τ_m = time delay of the process models.