

2012-09-13

Dublin's Eucharistic Congress

Kevin Griffin

Technological University Dublin, kevin.griffin@tudublin.ie

Hadil Faris

Technological University Dublin, D11123080@mydit.ie

Anne Griffin

annegriffin@dublin.ie

Follow this and additional works at: <https://arrow.tudublin.ie/tfschcafcon>

Recommended Citation

Griffin, K., Faris, H., Griffin, A. :Dublin's Eucharistic Congress. Re-Creating the Global City:ATLAS annual conference, London, 13-14 September, 2012

This Conference Paper is brought to you for free and open access by the School of Culinary Arts and Food Technology at ARROW@TU Dublin. It has been accepted for inclusion in Conference papers by an authorized administrator of ARROW@TU Dublin. For more information, please contact arrow.admin@tudublin.ie, aisling.coyne@tudublin.ie, vera.kilshaw@tudublin.ie.



ATLAS annual conference 2012

Re-creating the Global City:

Tourism, Leisure and Mega-Events in the Transformation of 21st Century Cities

London, United Kingdom

13-14 September, 2012



Association for Tourism
and Leisure Education

Dublin's Eucharistic Congress

Kevin Griffin & Hadil Faris

Dublin Institute of Technology

Anne Griffin

General Manager IEC2012 Dublin

*Mega events and religion
and Mega-events, tourism
and creativity*

What is a Eucharistic Congress

- In the Roman Catholic church, a Eucharistic Congress is a gathering of clergy, religious, and laity to bear witness to Roman Catholic doctrine.
- International gathering which aims to:
 - promote an awareness of the central place of the Eucharist in the life and mission of the Catholic Church
 - help improve our understanding and celebration of the liturgy
 - draw attention to the social dimension of the Eucharist.
- Started as “Eucharistic pilgrimages” changed into Congresses of Eucharistic Works, later came to be known as “Eucharistic Congresses”
- Bring together people from a wide area, involve large open-air Masses, adoration of the Eucharist (Blessed Sacrament), and other devotional ceremonies held over several days. Congresses may both refer to National (varies by country) and International Eucharistic Congresses.
- The most recent International Eucharistic Congress was held in Dublin, Ireland in 2012 and the next congress is scheduled in Cebu, Philippine Islands in 2016.

List of International Eucharistic Congresses

1.	1881	Lille (F)	26.	1922	Roma (I)
2.	1882	Avignon (F)	27.	1924	Amsterdam (NI)
3.	1883	Liège (B)	28.	1926	Chicago (USA)
4.	1885	Fribourg (Ch)	29.	1928	Sydney (Aus)
5.	1985	Toulouse (F)	30.	1930	Carthage (Tun)
6.	1888	Paris (F)	31.	1932	Dublin (Irl)
7.	1890	Anvers (B)	32.	1934	Buenos Aires (Arg)
8.	1893	Jerusalem	33.	1937	Manila (Phil)
9.	1894	Reims (F)	34.	1938	Budapest (H)
10.	1897	Paray-Le-Monial (F)	35.	1952	Barcelona (E)
11.	1898	Bruxelles (B)	36.	1955	Rio De Janeiro (Br)
12.	1899	Lourdes (F)	37.	1960	München (D)
13.	1901	Angers (F)	38.	1964	Bombay (Ind)
14.	1902	Namur (B)	39.	1968	Bogotá (Colom)
15.	1904	Angoulême (F)	40.	1973	Melbourne (Aus)
16.	1905	Roma (I)	41.	1976	Philadelphia (USA)
17.	1906	Tournai (B)	42.	1981	Lourdes (F)
18.	1907	Metz (F)	43.	1985	Nairobi (Ken)
19.	1908	London (GB)	44.	1989	Seoul (Kor)
20.	1909	Köln (D)	45.	1993	Sevilla (E)
21.	1910	Montréal (Can)	46.	1997	Wroclaw (Pol)
22.	1911	Madrid (E)	47.	2000	Roma (I)
23.	1912	Wien (A)	48.	2004	Guadalajara (Mex)
24.	1913	Malta	49.	2008	Quebec (Can)
25.	1914	Lourdes (F)	50.	2012	Dublin (Irl.)

Source: Vatican Website- http://www.vatican.va/roman_curia/pont_committees/eucharist-congr/documents/rc_committ_euchar_doc_20021009_themes_en.html

Scale and Professionalism of Catholic religious EVENTS

1932



1979



WYD



IEC2012 Dublin





CONGRESS COUNTDOWN: 0 HOURS 0 MINUTES 0 SECONDS

IEC2012 Blog – Click here to read all blogs

[The Congress through the Eyes of the IEC2012 Bloggers](#)

July 18, 2012

Did you know that we had 9 bloggers capturing what was happening during the week of the Congress? They picked up words from speakers, anecdotes, experiences, reflections, comments, and so much more. Reading their articles is

Text, audio and videos of Congress homilies, testimonies, catechesis & workshops

Texts from Theology Symposium Speakers' talks and Emerging Scholars' papers

Congress Week Programme

Thank you! Merci! Gracias! Grazie!

Thank you to all the pilgrims from Ireland and all our international pilgrims

[Thank you to all our Volunteers](#)
 Thank you to all our [Staff](#) and [Committees](#)

Congress Week Photos

Go through the photos of the Congress!

Congress Actas and DVDs

- Congress Week Videos by Volunteer Filming Crew and Promotional Videos

- Videos of Congress Main Liturgies - Keynote Catechesis and Testimonies

- Videos of Workshops at the Congress

- Interviews on iCatholic during the Congress

Preparation



to the IEC2012 stand at Holiday World in the RDS.



Veterans at the Gathering and Remembering event for the 1932 Congress. Photograph is copyright Liam McArdle.



IEC2012 volunteers with the commemorative plate from the 1932 Eucharistic Congress. Photograph by IEC2012 volunteer.

Range



Delegates attend the formal opening of the Theology Symposium.

Scale



Post-Event Survey

All Bookings on-line => e-mail + reminder

25 July – 25 August

- Section 1: specific questions about the 50th International Eucharistic Congress (IEC2012) in Dublin
- Section 2: Opinions on Ireland as a pilgrimage destination
- Section 3: Elements of the Eucharistic Congress experience?
- Section 4: Questions about your 'typical' pilgrimage experience
- Section 5: What Motivates you to go on Pilgrimage
- Section 6: Your faith and belief
- Section 7: Some more questions about you 36

The Pilgrims / Delegates

1215 Full Responses

Ireland	68.50%	Canada	8.60%
United Kingdom	7.40%	United States	5.50%

Australian	Colombian	Ivorian	Singaporean
Argentinean	Croatian	Jamaican	South African
Armenian	Danish	Lithuanian	South Korean
Austrian	Dominican	Mexican	Spanish
Bahamian	Dutch	New Zealander	Taiwanese
Belgian	Dutchman	Nigerian	Tanzanian
Beninese	Filipino	Northern Irish	Thai
Brazilian	Finnish	Paraguayan	Trinidadian or Tobagonian
Bruneian	French	Peruvian	Ugandan
Burkinabe	German	Polish	Venezuelan
Cameroonian	Indian	Portuguese	Vietnamese
Chilean	Indonesian	Samoan	Welsh
Chinese	Italian	Scottish	Zambian

98.8% Catholic

77.4% Pray Very Frequently

81% Attend Religious Service Very Frequently

77.7% Involved in Parish Activity

Religious

	Canada	Ireland	Other Overseas	United Kingdom	United States	Total
Lay Person	67	619	52	54	35	827
	69.1%	79.0%	50.0%	62.8%	56.5%	73.0%
Religious	3	99	16	16	15	149
	3.1%	12.6%	15.4%	18.6%	24.2%	13.2%
Priest	13	31	22	9	9	84
	13.4%	4.0%	21.2%	10.5%	14.5%	7.4%

Length of Stay

	Canada	Ireland	Other Overseas	United Kingdom	United States	
None (I am from Ireland)	1	694	9	11	1	716
	1.0%	91.3%	8.8%	13.1%	1.6%	64.9%
0 nights (travelled to Ireland for one day)	0	3	0	0	0	3
	0.0%	.4%	0.0%	0.0%	0.0%	.3%
1-3 nights	0	27	4	12	4	47
	0.0%	3.6%	3.9%	14.3%	6.6%	4.3%
4-7 nights	9	23	25	38	13	108
	9.3%	3.0%	24.5%	45.2%	21.3%	9.8%
8-14 nights	74	6	53	21	29	183
	76.3%	.8%	52.0%	25.0%	47.5%	16.6%
More than 15 nights	13	4	8	2	13	40
	13.4%	.5%	7.8%	2.4%	21.3%	3.6%
Other	0	3	3	0	1	7
	0.0%	.4%	2.9%	0.0%	1.6%	.6%
TOTAL	97	760	102	84	61	1104

Age

	Canada	Ireland	Other Overseas	United Kingdom	United States	Total
18-24	6	21	4	3	4	38
	6.2%	2.7%	3.8%	3.5%	6.5%	3.4%
25-34	4	39	5	4	7	59
	4.1%	5.0%	4.8%	4.7%	11.3%	5.2%
35-44	9	63	15	7	4	98
	9.3%	8.0%	14.4%	8.1%	6.5%	8.6%
45-54	11	151	16	11	6	195
	11.3%	19.3%	15.4%	12.8%	9.7%	17.2%
55-64	24	231	36	24	14	329
	24.7%	29.5%	34.6%	27.9%	22.6%	29.0%
65+	42	263	28	37	26	396
	43.3%	33.5%	26.9%	43.0%	41.9%	35.0%

First time in Ireland for 49.2% of overseas Pilgrims

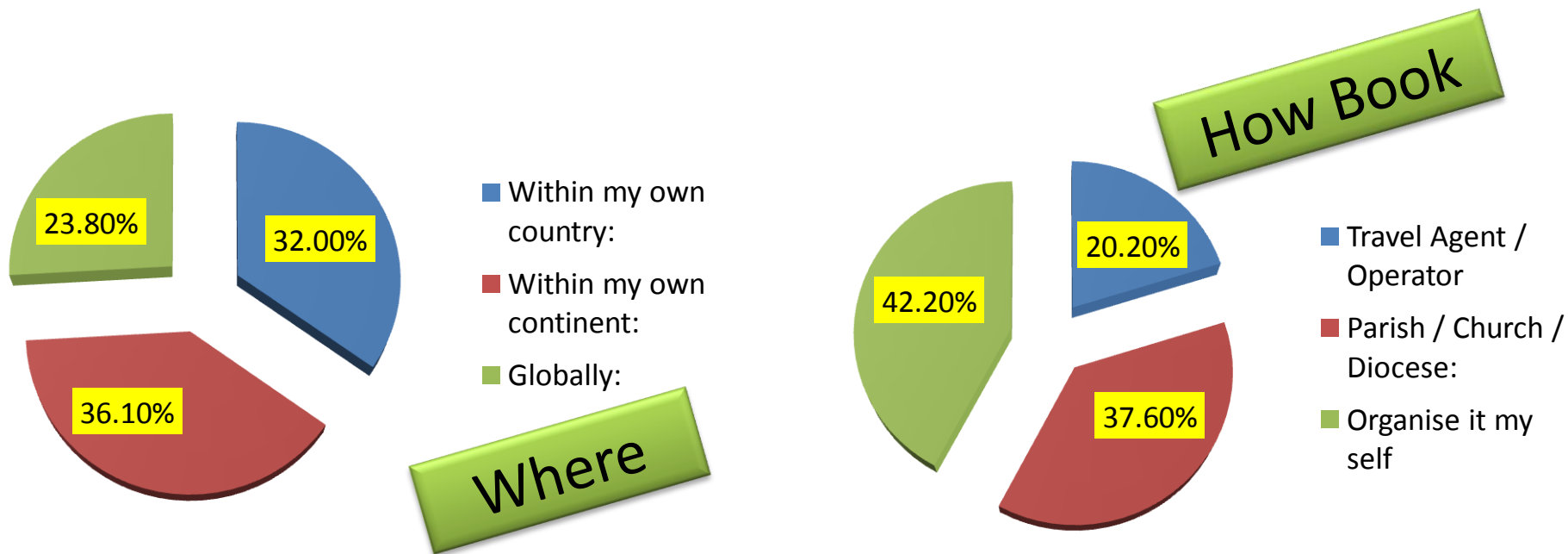
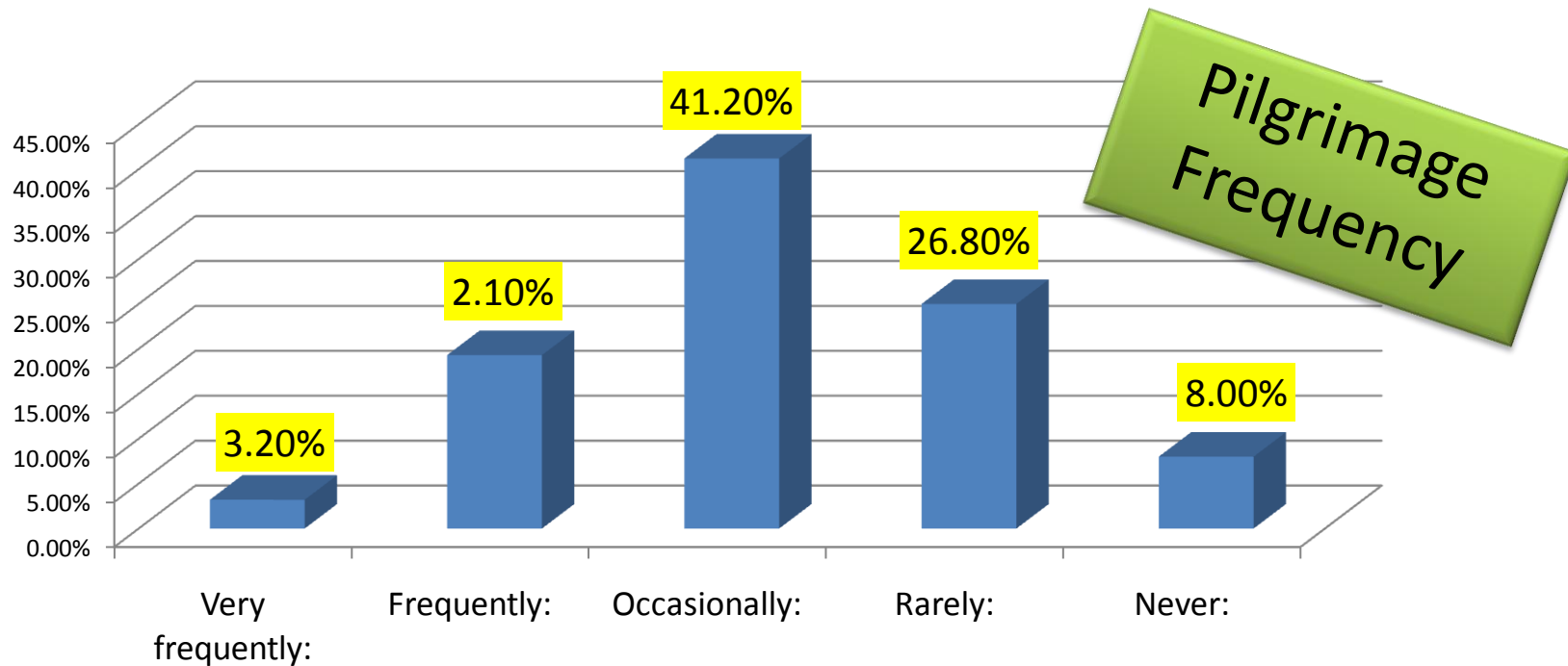
Salary

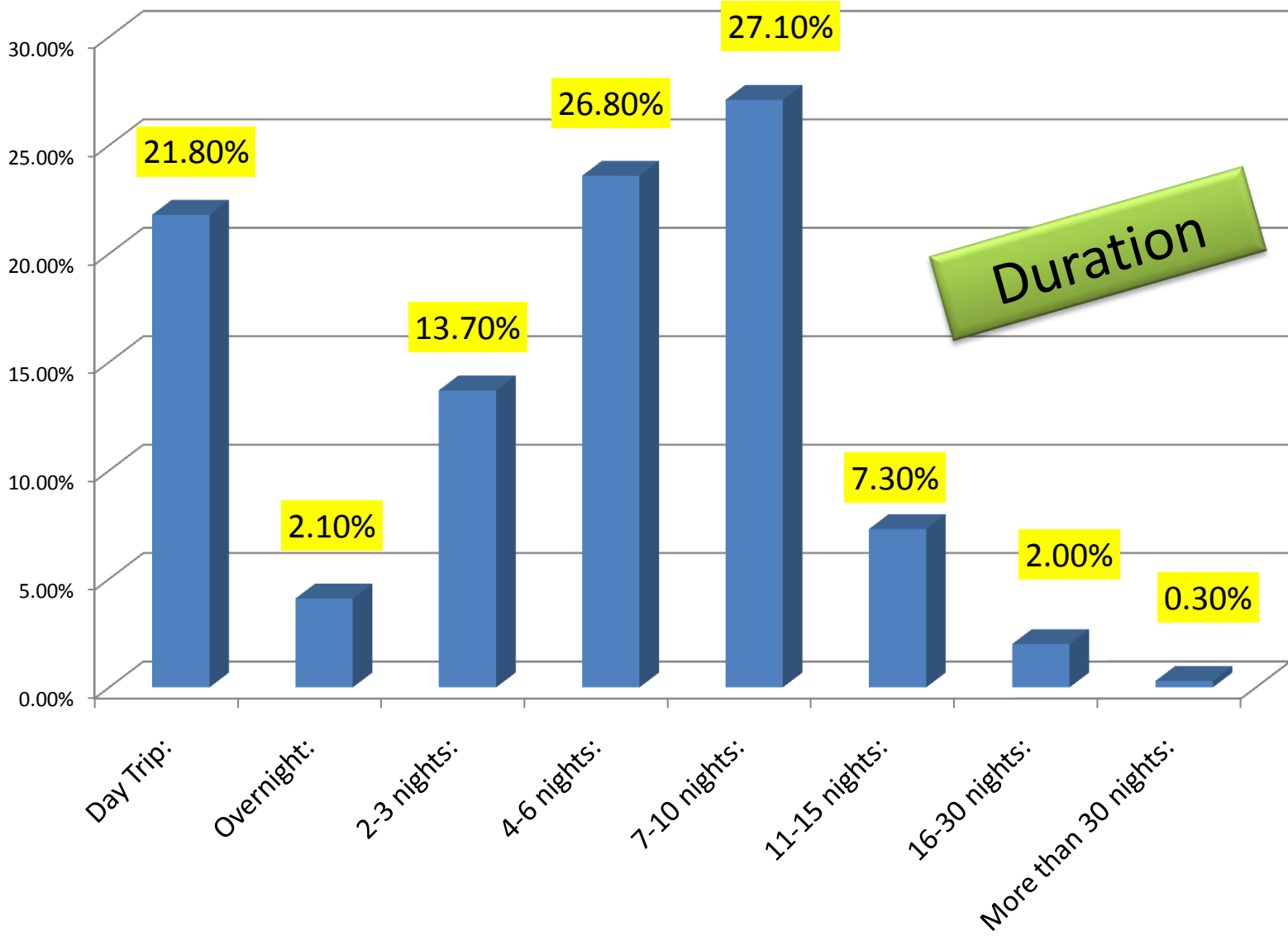
	Canada	Ireland	Other Overseas	United Kingdom	United States	Total
€20,000 or less	9	77	22	23	5	136
	13.8%	13.4%	30.1%	42.6%	11.6%	16.8%
€20,001-€30,000	14	102	11	14	9	150
	21.5%	17.8%	15.1%	25.9%	20.9%	18.5%
€30,001-€40,000	6	93	11	6	9	125
	9.2%	16.2%	15.1%	11.1%	20.9%	15.5%
€40,001-€50,000	10	65	9	2	5	91
	15.4%	11.3%	12.3%	3.7%	11.6%	11.2%
€50,001-€60,000	7	59	4	2	3	75
	10.8%	10.3%	5.5%	3.7%	7.0%	9.3%
€60,001-€70,000	4	47	1	0	2	54
	6.2%	8.2%	1.4%	0.0%	4.7%	6.7%
€70,000 +	15	95	5	3	7	125
	23.1%	16.6%	6.8%	5.6%	16.3%	15.5%

Booking

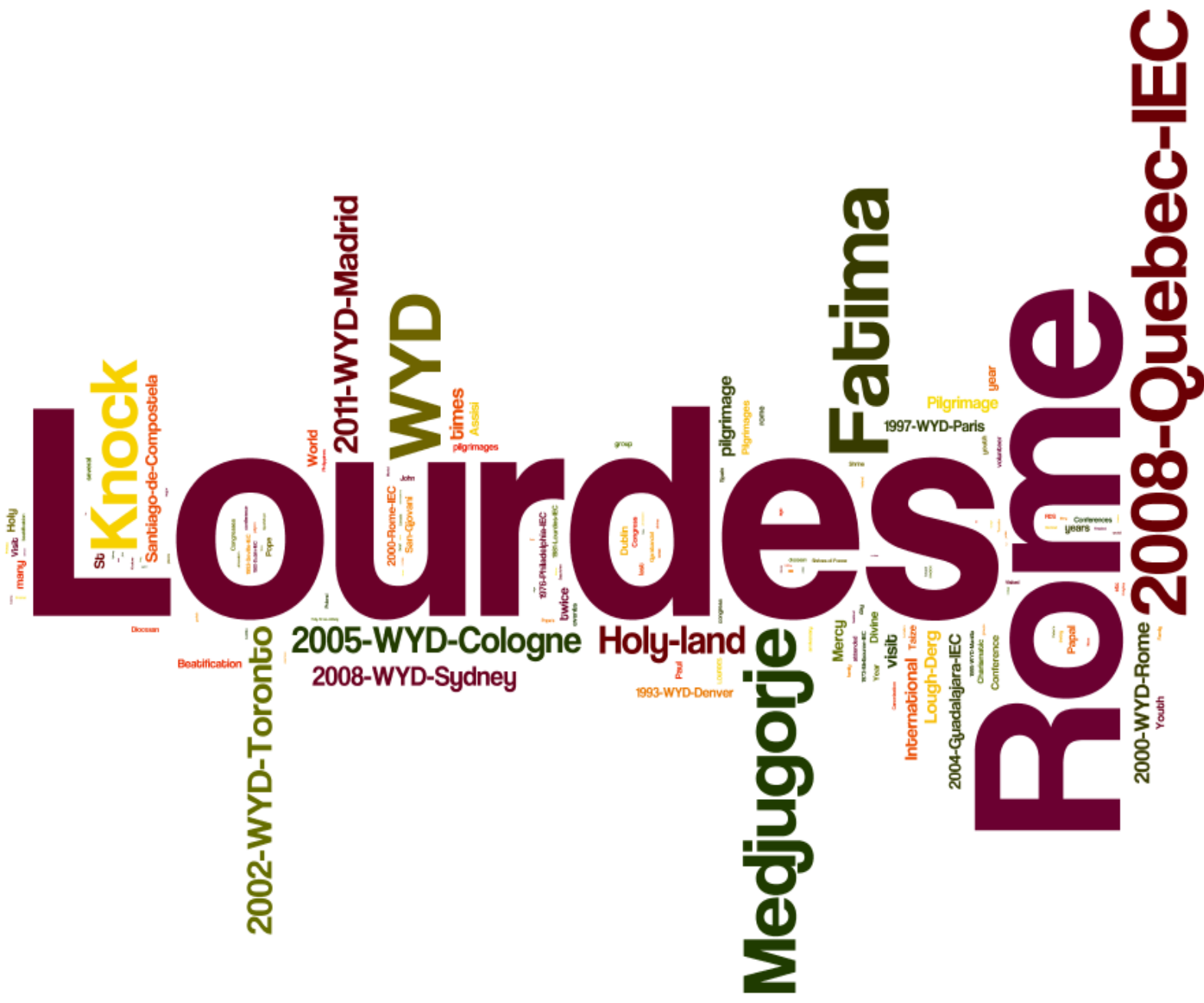
	Canada	Ireland	Other Overseas	United Kingdom	United States	
Less than 3 months beforehand	5	151	15	8	5	184
	5.3%	21.2%	14.7%	9.6%	8.3%	17.5%
3-6 months beforehand	18	211	25	24	17	295
	18.9%	29.7%	24.5%	28.9%	28.3%	28.1%
6-12 months beforehand	23	210	36	37	23	329
	24.2%	29.5%	35.3%	44.6%	38.3%	31.3%
1-2 years beforehand	21	80	13	13	10	137
	22.1%	11.3%	12.7%	15.7%	16.7%	13.0%
3-4 years beforehand	26	37	8	0	3	74
	27.4%	5.2%	7.8%	0.0%	5.0%	7.0%

Their Thoughts on Pilgrimage





International Activity



other Eucharistic Congresses Attended



other International pilgrimage events attended

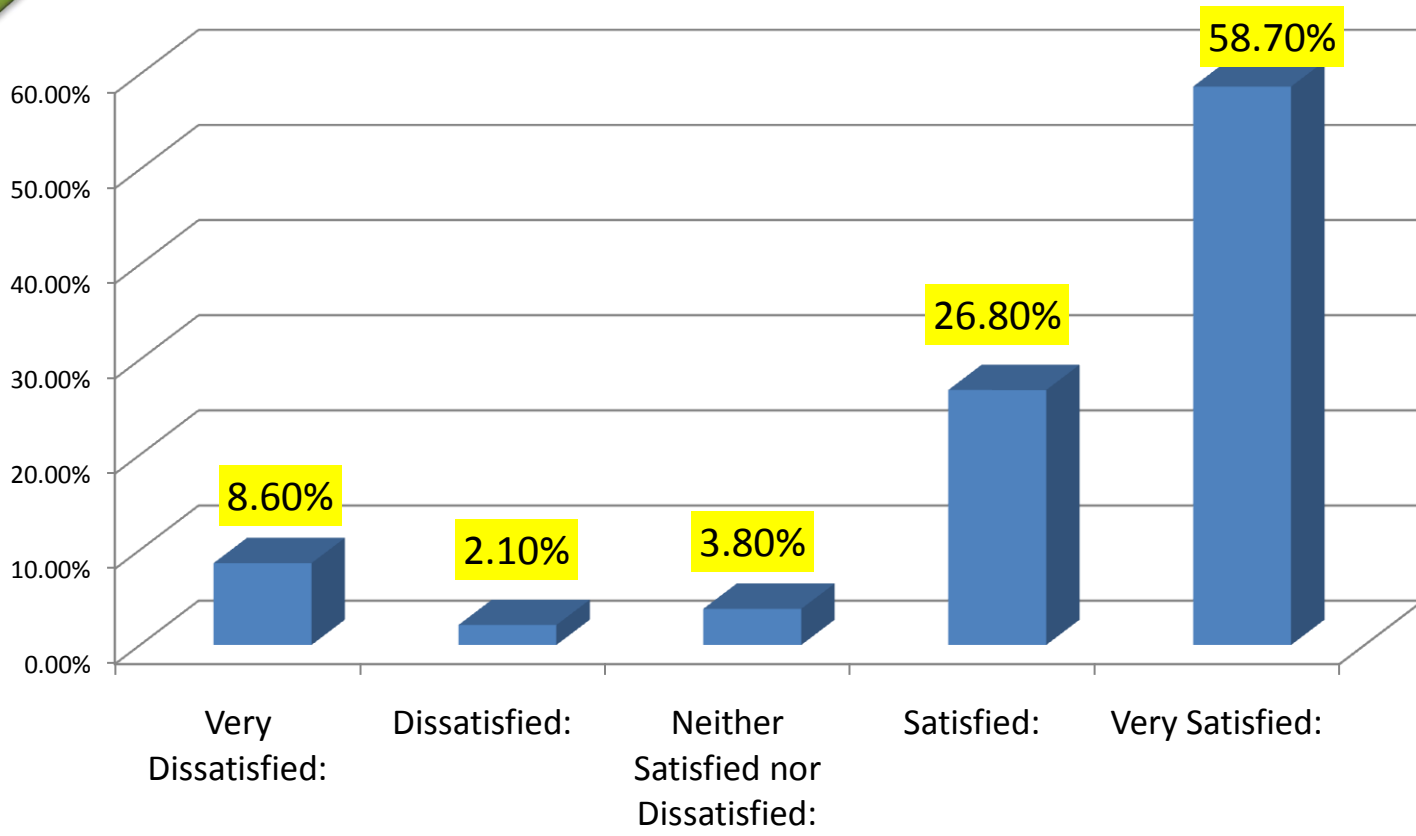


Their IEC2012 Experience e

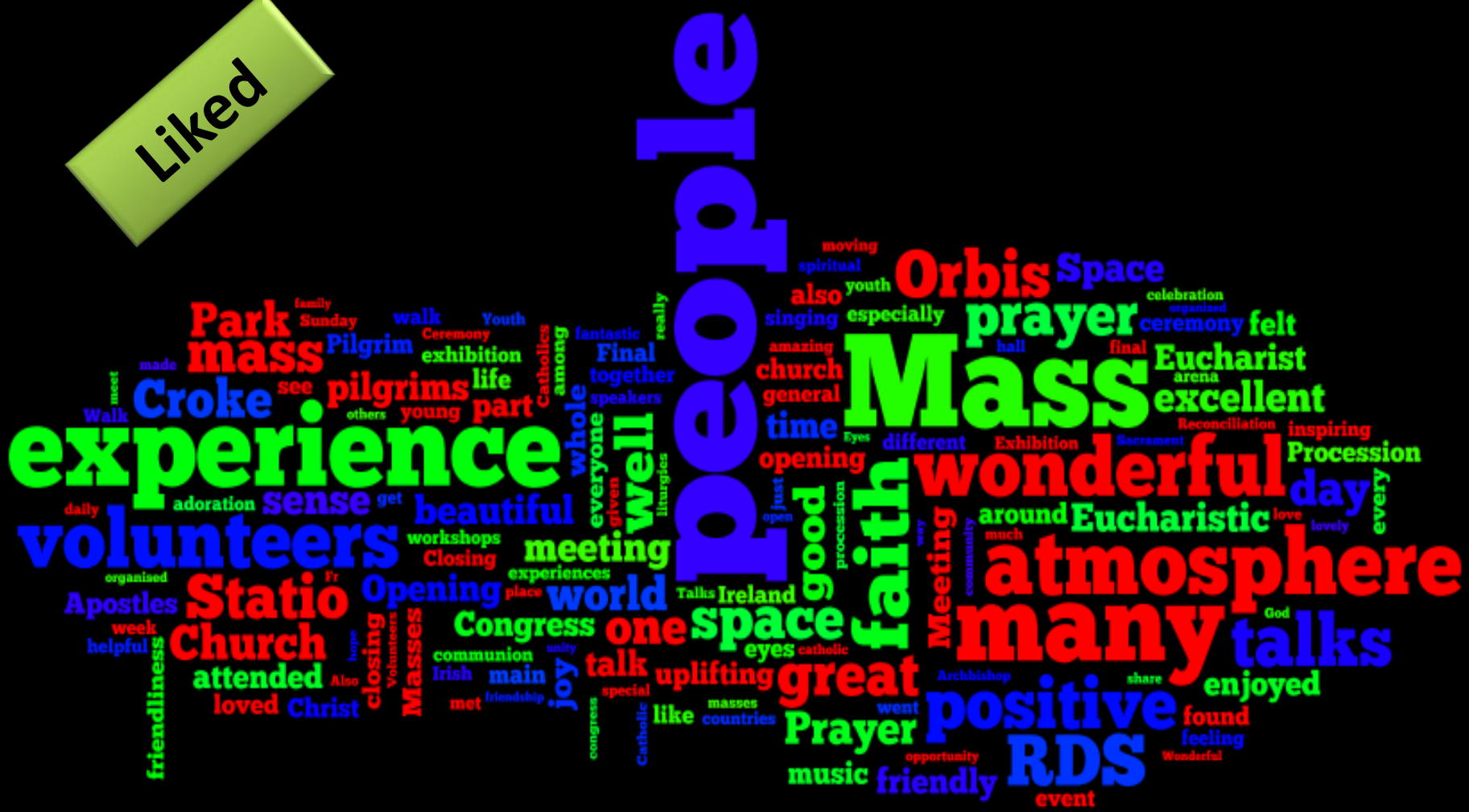
Who Attended What

	Canada	Ireland	Other Overseas	United Kingdom	United States	Total
Theology Symposium	5.2%	4.0%	5.8%	3.5%	6.5%	4.3%
Sunday 10th Opening Ceremony RDS	89.7%	41.6%	54.8%	36.0%	64.5%	47.7%
Monday 11th RDS	92.8%	38.9%	53.8%	37.2%	59.7%	45.9%
Tuesday 12th RDS	86.6%	44.3%	56.7%	45.3%	62.9%	50.1%
Wednesday 13th RDS	86.6%	46.6%	59.6%	52.3%	59.7%	52.3%
Wednesday 13th Eucharistic Procession	73.2%	31.1%	45.2%	38.4%	53.2%	37.8%
Thursday 14th RDS	85.6%	54.6%	80.8%	77.9%	66.1%	62.0%
Friday 15th RDS	84.5%	50.5%	76.9%	72.1%	62.9%	58.2%
Saturday 16th RDS	80.4%	45.5%	71.2%	69.8%	64.5%	53.8%
Sunday 17th Statio Orbis Final mass Croke Park	87.6%	74.1%	79.8%	83.7%	77.4%	76.7%
Reconciliation (Confession)	55.7%	25.6%	41.3%	37.2%	40.3%	31.3%
The Prayer Space Programme	70.1%	40.6%	44.2%	50.0%	45.2%	44.4%
The Youth Programme	11.3%	10.1%	10.6%	14.0%	4.8%	10.2%
The Children's Programme	0.0%	2.7%	1.0%	1.2%	0.0%	2.0%
Congress elements in Dublin City	46.4%	15.8%	25.0%	20.9%	38.7%	20.9%
Main Hall Exhibition	87.6%	72.2%	76.9%	84.9%	83.9%	75.6%
1932 Exhibition	32.0%	33.8%	30.8%	31.4%	33.9%	33.2%
Through the Eyes of the Apostles Exhibition	32.0%	40.3%	35.6%	40.7%	29.0%	38.6%
Defence Forces Chaplaincy Exhibition	33.0%	33.8%	24.0%	29.1%	24.2%	32.0%
Rosary Garden Exhibition	47.4%	33.8%	33.7%	43.0%	22.6%	35.0%
The Travelling Community Parish Exhibition	17.5%	31.0%	13.5%	26.7%	21.0%	27.4%
The "Faces of Christ" Art Exhibition	20.6%	9.3%	10.6%	10.5%	6.5%	10.3%
50th International Eucharistic Congress Pilgrim Walk	39.2%	21.3%	29.8%	16.3%	29.0%	23.7%

Satisfaction



Liked



Disliked



What Else did They Do

Religious / Spiritual

	Canada	Ireland	Other Overseas	United Kingdom	United States	Total
Attending the International Eucharistic Congress	94.8%	82.7%	95.2%	88.4%	96.8%	86.1%
Visiting Churches / Cathedral	81.4%	32.3%	64.4%	36.0%	85.5%	42.6%
Visiting Monasteries / Abbeys	46.4%	6.3%	32.7%	7.0%	46.8%	14.4%
Visiting Shrines	52.6%	5.4%	39.4%	16.3%	51.6%	15.9%
Visiting Religious festivals	5.2%	2.3%	5.8%	0.0%	4.8%	2.8%
Visiting Holy wells	8.2%	1.5%	10.6%	0.0%	12.9%	3.4%
Meditation	50.5%	28.3%	42.3%	36.0%	51.6%	33.4%
Silent Walks	28.9%	13.4%	23.1%	10.5%	29.0%	16.2%

Cultural / Historical

	Canada	Ireland	Other Overseas	United Kingdom	United States	Total
Visiting Historical sites/Monuments	75.3%	6.6%	45.2%	14.0%	74.2%	20.3%
Visiting Museums/Heritage centres	55.7%	4.2%	34.6%	16.3%	56.5%	15.2%
Visiting Theatres /Music events	16.5%	2.6%	13.5%	5.8%	21.0%	6.0%
Visiting Art/Crafts Centres	12.4%	3.3%	11.5%	8.1%	16.1%	5.9%
Visiting Festivals	4.1%	.6%	6.7%	2.3%	0.0%	1.6%

Health / Wellness

	Canada	Ireland	Other Overseas	United Kingdom	United States	Total
Walking	82.5%	31.0%	67.3%	39.5%	87.1%	42.5%
Cycling	0.0%	1.8%	1.0%	0.0%	1.6%	1.4%
Climbing	2.1%	.3%	5.8%	0.0%	4.8%	1.1%
Swimming	4.1%	.6%	1.0%	1.2%	1.6%	1.1%
Some Quiet time alone	54.6%	34.6%	45.2%	44.2%	58.1%	39.3%

Social

	Canada	Ireland	Other Overseas	United Kingdom	United States	Total
Meeting friend and family members	35.1%	39.2%	42.3%	57.0%	58.1%	41.5%
Socialising with friends who are at the Congress	68.0%	46.4%	51.9%	57.0%	58.1%	50.2%
Meeting people from other countries	77.3%	49.5%	76.0%	65.1%	85.5%	57.5%
Meeting Irish people	88.7%	30.7%	68.3%	52.3%	77.4%	43.3%
Visiting an Irish parish	58.8%	3.8%	36.5%	20.9%	64.5%	16.2%

Conclusion

- Very distinct segment
- Know what they want but realistic demands
=> realistic option
- Hierarchy / Tour Operator / Pilgrim mis-match
- €€€
- Biggest problems with IEC2012
 - Weather
 - Cost