

2006

Reactions of bis(tetrazole)phenylenes: Surprising Formation of Vinyl Compounds from Alkyl halides.

Fintan Kelleher

Technological University Dublin, fintan.kelleher@tudublin.ie

Adrienne Fleming

Technological University Dublin

Mary F. Mahon

University of Bath

See next page for additional authors

Follow this and additional works at: <https://arrow.tudublin.ie/ittsciart>

Recommended Citation

Kelleher, F., Fleming, A., Mahon, M.F., McGinley, J., Prajapati, V.: Reactions of bis(tetrazole)phenylenes: Surprising Formation of Vinyl Compounds from Alkyl halides.. *Tetrahedron*, vol. 62 (39), 25 September 2006, p. 9294

This Article is brought to you for free and open access by the School of Science and Computing at ARROW@TU Dublin. It has been accepted for inclusion in Articles by an authorized administrator of ARROW@TU Dublin. For more information, please contact arrow.admin@tudublin.ie, aisling.coyne@tudublin.ie.



This work is licensed under a [Creative Commons Attribution-Noncommercial-Share Alike 4.0 License](https://creativecommons.org/licenses/by-nc-sa/4.0/)
Funder: Irish Government

Authors

Fintan Kelleher, Adrienne Fleming, Mary F. Mahon, John McGinley, and Vipa Prajapati

Reactions of bis(tetrazole)phenylenes. Surprising formation of vinyl compounds from alkyl halides.

Adrienne Fleming,^a Fintan Kelleher,^a Mary F. Mahon,^b John McGinley,^{a,c,*} and Vipa Prajapati.^a

^a Department of Applied Science and Advanced Smart Materials Research Center, Institute of Technology, Tallaght, Dublin 24, Ireland,

^b Department of Chemistry, University of Bath, Claverton Down, Bath BA2 7AY, England, and

^c Department of Chemistry, National University of Ireland Maynooth, Maynooth, Co. Kildare, Ireland.

Corresponding Author : Dr. John McGinley

Address : Department of Chemistry,
National University of Ireland Maynooth,
Maynooth,
Co. Kildare,
Ireland.

Phone Number : (+353 1) 708 4615

Fax Number : (+353 1) 708 3815

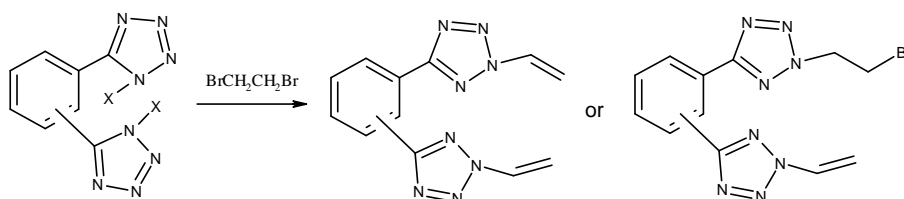
e-mail address : john.mcginley@nuim.ie

Graphical abstract :

Reactions of bis(tetrazole)phenylenes. Surprising formation of vinyl compounds from alkyl halides.

Adrienne Fleming, Fintan Kelleher, Mary F. Mahon, John McGinley and Vipa Prajapati.

Reactions of either $1,n\text{-(HN}_4\text{C)}_2\text{C}_6\text{H}_4$ or $1,n\text{-(Bu}_3\text{SnN}_4\text{C)}_2\text{C}_6\text{H}_4$ ($n = 2, 3, 4$) with 1,2-dibromoethane yields compounds containing pendant bromoethyl or vinyl groups with substitution occurring at either $1\text{-N},2\text{-N}'$ or $2\text{-N},2\text{-N}'$ respectively.



Reactions of bis(tetrazole)phenylenes. Surprising formation of vinyl compounds from alkyl halides.

Adrienne Fleming,^a Fintan Kelleher,^a Mary F. Mahon,^b John McGinley,^{a,c,*} and Vipa Prajapati.^a

^a *Department of Applied Science and Advanced Smart Materials Research Center, Institute of Technology, Tallaght, Dublin 24, Ireland,*

^b *Department of Chemistry, University of Bath, Claverton Down, Bath BA2 7AY, England, and*

^c *Department of Chemistry, National University of Ireland Maynooth, Maynooth, Co. Kildare, Ireland.*

Abstract

The reactions of 1,2-bis(tetrazol-5-yl)benzene (**1**), 1,3-bis(tetrazol-5-yl)benzene (**2**), 1,4-bis(tetrazol-5-yl)benzene (**3**), 1,2-(Bu₃SnN₄C)₂C₆H₄ (**4**), 1,3-(Bu₃SnN₄C)₂C₆H₄ (**5**) and 1,4-(Bu₃SnN₄C)₂C₆H₄ (**6**) with 1,2-dibromoethane were carried out by two different methods in order to synthesise pendant alkyl halide derivatives of the parent bis-tetrazoles. This led to the formation of several alkyl halide derivatives, substituted at either N1 and N2 on the tetrazole ring, as well as the surprising formation of several vinyl derivatives. The crystal structures of both 1,2-[(2-vinyl)tetrazol-5-yl]benzene (1-*N*, 2-*N'*) (**1b**) and 1,3-bis[(2-bromoethyl)tetrazol-5-yl]benzene (2-*N*, 2-*N'*) (**5d**) are discussed.

Keywords

Tetrazole; organotin; X-ray; vinyl; NMR.

Introduction

Tetrazoles have roles in coordination chemistry as ligands, in medicinal chemistry as metabolically stable surrogates for carboxylic acids and in materials science applications, including photography and explosives.^{1,2} The synthesis of tetrazoles from the cycloaddition reaction between a nitrile and an azide is well documented.¹⁻⁶ The three main synthetic approaches towards this type of transformation involve the use of tin azides,^{4,5} strong Lewis acids,⁷ and employment of acidic media.⁸ Our interest in tetrazoles surrounds their potential as precursors in the formation of new functionalised poly-tetrazoles which can be used in other areas of chemistry, e.g., — sensors or molecular recognition. In this paper, we report our initial findings regarding the addition of pendant alkyl halide arms of some bis-tetrazoles. Earlier investigations by Molloy *et al.* revealed the formation of bis-tetrazole derivatives either with pendant alkyl halide arms or with a cyclophane structure.⁵ In our hands, syntheses have yielded not only bis-tetrazole derivatives with pendant alkyl halide arms but also, and rather surprisingly, bis-tetrazole derivatives with pendant vinyl arms. The crystal structure of one such derivative is presented herein and discussed.

Results and Discussion

The reaction of 1,2-(Bu₃SnN₄C)₂C₆H₄ (**4**) with 1,2-dibromoethane has been shown to form either a cyclophane or bis(bromoalkyltetrazolyl)benzenes, depending on the ratio of the dibromoethane employed in the reaction.⁵ When using a 10 fold excess, the cyclophane was obtained; a larger excess (25:1) resulted in the formation of the bis(bromoalkyltetrazolyl)benzenes, either the 2-*N*, 2-*N'*- or the 1-*N*, 2-*N'*- isomer, with the 2-*N*, 2-*N'*-isomer predominating in a ratio of 3 : 1. Butler and Fleming have also synthesised bis(bromoalkyltetrazolyl)benzenes from *N*-unsubstituted tetrazoles and dihaloalkanes in the presence of Et₃N with the 2-*N*, 2-*N'*-isomer again predominating.⁹ Our strategy was to use both of these approaches to obtain sufficient quantities of the 2-*N*, 2-*N'*-isomer of various bis(bromoalkyltetrazolyl)benzenes with a view to subsequently generating derivatised tetra-tetrazole macrocycles.

The reaction of either 1,2- bis[tetrazol-5-yl]benzene (**1**), 1,3- bis[tetrazol-5-yl]benzene (**2**) or 1,4- bis[tetrazol-5-yl]benzene (**3**) with Et₃N and 1,2-dibromoethane in methanol at reflux temperature for 24 hours (see Scheme 1) yielded four spots by TLC; the largest spot, in all cases, being the starting bis-tetrazole. In all reactions undertaken, on average, 50% of the starting bis-tetrazole was uniformly recovered. Our initial belief was that both the 2-*N*, 2-*N'*- and the 1-*N*, 2-*N'*- isomers of the bis(bromoethyltetrazolyl)benzene and the cyclophane had formed in the reaction, based solely

on published results in the literature,^{5,9} and that longer reaction time would increase the yields of the three products. Unfortunately, increasing the reaction time, in some cases up to 120 hours, did not improve the yield in any instance. Column chromatography, using a hexane/ethyl acetate mixture as eluent, separated the products. ¹H and ¹³C NMR spectra were obtained for all samples. The isomeric 2-*N*, 2-*N'*- and the 1-*N*, 2-*N'*-derivatives should be readily distinguishable from their respective ¹H and ¹³C NMR spectra, as described by Molloy *et al.*⁵

<< Scheme 1 >>

Surprisingly, all three products showed the distinct signal pattern for the presence of vinyl groups, while in the cases of **1c**, **2c** and **3c**, the presence of a bromoalkyl group was also observed. The formation of the vinyl group must be due to the presence of unreacted triethylamine abstracting HBr from the initially formed alkylbromo compound in all cases, although no sign of this initial bis-alkylbromotetrazole derivative was observed by TLC. Thus, the three products formed were the symmetrical 2-*N*, 2-*N'*-bis(vinyl)-derivative, the unsymmetrical 1-*N*, 2-*N'*-bis(vinyl)-derivative and the 2-*N*, 2-*N'*-vinyl-bromoethyl-derivative. No obvious reason was apparent for the difference between these results and those published previously by Butler and Fleming.⁹ Crystals of compound **1b**, suitable for an X-Ray diffraction study, were obtained from chloroform and the X-Ray structure obtained confirmed the presence of the pendant vinyl groups (see Figure 1). It is notable that in the molecule the two tetrazole rings are not co-planar with each other, the angle between the least-squares planes of these two rings being 87.9°.

<< Figure 1 >>

The reaction of 1,2-(Bu₃SnN₄C)₂C₆H₄ (**4**), 1,3-(Bu₃SnN₄C)₂C₆H₄ (**5**) or 1,4-(Bu₃SnN₄C)₂C₆H₄ (**6**) with 1,2-dibromoethane forms either a cyclophane or bis(bromoalkyltetrazolyl)benzenes, depending on the ratio of the dibromoethane employed in the reaction.⁵ In all the reactions that we tried, no evidence for a cyclophane was detected. Generally, four products were obtained from each reaction, with compounds **a**, **b** and **c** always being present (see Scheme 2) and either **d** or **e** being the remaining product. In these reactions also, not all the starting bis-tetrazole was consumed in the reaction, with the largest spot by TLC being the starting tin tetrazole. What is intriguing is the presence of vinyl groups in these products as well as those products already discussed above. In the previous set of reactions, described above, it was easier to rationalise the presence of the vinyl group as a result of excess base being present, resulting from not all the starting bis-tetrazole being consumed in the reaction.

<< Scheme 2 >>

There are three “plausible” explanations for the formation of the N-vinyl compound in the absence of triethylamine. Firstly, it is a thermal elimination (pyrolysis) of the hydrogen halide. This is unlikely as the reaction temperature is only 120°C, and the fact that not all the bromoethyl arms are converted to vinyl groups would rule this out as a possibility. Secondly, the tributyltin bromide by-product under the reaction conditions produces the tributyltin radical, which then abstracts a bromide radical with subsequent loss of a proton to give the vinyl. While this appears plausible, the reaction conditions are very mild (120°C reflux) compared to those published in the literature (for example, in the presence of a catalytic amount of azobisisobutyronitrile (AIBN) or UV irradiation in toluene).^{10,11} On that basis, we believe that this pathway, though plausible, is not a possibility. The final plausible explanation is that the bromide ion formed in the first displacement acts as a base in 1,2-dibromoethane, as there is no solvent present to solvate the ion. It immediately abstracts a hydrogen from the product containing the bromoethyl arm resulting in a negative charge residing on the carbon atom. Loss of bromide ion removes the negative charge and also results in the formation of the vinyl group. Of the three possible routes, this final route appears the most plausible.

Despite our best endeavours, we were unable to grow suitable crystals of any of the **a** or **b** compounds but we did manage to grow suitable crystals of **5d**. The X-Ray structure for this compound has been previously published⁵ but this compound **5d** is a different polymorph. The major difference between the two sets of structural data is that the structure already published showed that the crystal was monoclinic in the *C2/c* space group whereas in this case the structure is triclinic in the *P-1* space group. This difference manifests itself in the orientation of the pendant bromoethyl arms. In the previously reported structure,⁵ the pendant bromoethyl arms are pointing in opposite directions relative to the central phenyl ring, whereas in **5d**, the pendant bromoethyl arms are directed in the same direction (see Figure 2).

<< Figures 2 and 3 >>

The tetrazole rings and the phenyl ring are almost co-planar, with both bromoethyl arms on the same face of the phenyl ring. The packing diagram (see Figure 3) illustrates this feature to greater effect. Here, distinct channels of bis-tetrazole units are evident with intermolecular interactions between adjacent units. Analysis of the supramolecular array reveals the presence of slipped π -

stacking between the phenyl ring and the tetrazole based on C8, the distance between most proximate pairs of such rings in the supramolecular array being 3.36 Å. The tetrazoles based on C1 are also involved in π -stacking with each other. In this case an interplane distance of 3.36 Å is observed between said rings in closest lattice neighbours. The closest Br...Br distance of 3.854 Å mitigates against the presence of any significant bromine-bromine interactions.

Supplementary Data

Crystallographic data for the structural analysis on **1b** and **5d** have been deposited with the Cambridge Crystallographic Data Centre, CCDC No. 261954 and 261955, respectively. Copies of this information may be obtained free of charge from deposit@ccdc.cam.ac.uk or [www:http://www.ccdc.cam.ac.uk](http://www.ccdc.cam.ac.uk)

Conclusions

The reactions of either 1,*n*-(HN₄C)₂C₆H₄ or 1,*n*-(Bu₃SnN₄C)₂C₆H₄ (*n* = 2, 3, 4) with 1,2-dibromoethane yields compounds containing pendant bromoethyl or vinyl groups with substitution occurring at either 1-*N*,2-*N'* or 2-*N*,2-*N'* respectively. This is not in agreement with previously published work in this area. The next objective is to improve the reaction yields with a view to attaining our goal of synthesising tetra-tetrazole macrocycles.

Experimental

¹H and ¹³C NMR (δ ppm; *J* Hz) spectra were recorded on a JOEL JNM-LA300 FT-NMR spectrometer using saturated CDCl₃ solutions with Me₄Si reference, unless indicated otherwise, with resolutions of 0.18 Hz and 0.01 ppm, respectively. Infrared spectra (cm⁻¹) were recorded as KBr discs or liquid films between KBr plates using a Nicolet Impact 410 FT-IR. All UV/VIS spectra were recorded on a Shimadzu UV-160A spectrometer. Melting points were measured with a Stuart Scientific melting point apparatus (SMP1) without correction. Microanalysis was carried out at the Microanalytical Laboratory of University College, Dublin. Standard Schlenk techniques were used throughout.

Syntheses

1,2-(Bu₃SnN₄C)₂C₆H₄ (**4**), 1,3-(Bu₃SnN₄C)₂C₆H₄ (**5**) and 1,4-(Bu₃SnN₄C)₂C₆H₄ (**6**) were prepared as described previously.⁴ 1,2-Bis(tetrazol-5-yl)benzene (**1**), 1,3-bis(tetrazol-5-yl)benzene (**2**) and 1,4-bis(tetrazol-5-yl)benzene (**3**) were prepared by a different method to that of Molloy *et al.*⁵ but the analytical data in all cases were the same. All other reagents were commercially obtained and used without further purification. **CAUTION:** Owing to their potentially explosive nature, all preparations of and subsequent reactions with organotin azides were conducted under an inert atmosphere behind a rigid safety screen.

The numbering scheme for the 1,2-, 1,3- and 1,4-bis-tetrazoles are shown in the figures below and all NMR assignments are based on these diagrams.

<< Figures 4 – 6 >>

1,2-Bis(tetrazol-5-yl)benzene (1)⁵

A suspension of 1,2-dicyanobenzene (12.8 g, 0.10 mol), sodium azide (14.3 g, 0.22 mol), ammonium chloride (11.76 g, 0.22 mol) and lithium chloride (3.0 g, 0.07 mol) in anhydrous dimethylformamide (100 ml) was stirred at 110°C for 10 hours. After this time, the solution was cooled and the insoluble salts were removed by filtration. The solvent was then evaporated under reduced pressure and the residue was dissolved in deionised water (200 ml) and acidified with concentrated HCl (3 ml), to initiate precipitation. The product was filtered, washed with water (3 x 40 ml) and dried to give a white solid. Recrystallisation from ethanol gave white needle-like crystals (14.55 g, 68% yield), m.p. 234-236 °C. Analysis: δ_{H} (300 MHz, d₆-DMSO): 7.85 (2 H, dd, aromatic-H), 7.91 (2 H, d, aromatic-H); δ_{C} (300 MHz, d₆-DMSO): 124.5 (2 i-C₆H₄), 130.8 (2 C²-C₆H₄), 131.3 (2 C¹-C₆H₄), 155.5 (2 CN₄).

Compounds **2** and **3** were also prepared by the same methodology.

1,3-Bis(tetrazol-5-yl)benzene (2)⁵

Recrystallisation from ethanol gave white needle-like solid (67.5% yield), m.p. 268-270 °C. Analysis: δ_{H} (300 MHz, d₆-DMSO): 7.86 (1 H, t, H¹), 8.24 (2 H, dd, H²), 8.78 (1 H, s, H³); δ_{C} (300 MHz, d₆-DMSO): 125.3 (C¹-C₆H₄), 125.7 (2 i-C₆H₄), 129.3 (2 C²-C₆H₄), 130.8 (C³-C₆H₄), 155.5 (2 CN₄).

1,4-Bis(tetrazol-5-yl)benzene (**3**)⁵

Recrystallisation from ethanol gave white needle-like solid (69.7% yield), m.p. 291-294 °C.

Analysis: δ_{H} (300 MHz, d_6 -DMSO): 8.27 (4 H, 6, H^1); δ_{C} (300 MHz, d_6 -DMSO): 126.7 (2 i - C_6H_4), 127.9 (2 C^1 - C_6H_4), 155.5 (2 CN_4).

Synthesis of Compounds **1a**, **1b** & **1c**

1,2-Bis[tetrazol-5-yl]benzene (**1**), (1.0 g, 4.7 mmol) was dissolved in methanol (30 ml), and to the stirred solution was added triethylamine (3.0 ml, 2.8 mmol). The resulting solution was heated to reflux for half an hour, and to the hot solution was added 1,2-dibromoethane (2.6 g, 1.4 mmol). The reaction mixture was then heated to reflux for a further 24 hours. After cooling, the solvent was removed under reduced pressure to afford the mixture of isomers **1a**, **1b** and **1c**. These isomers were separated by column chromatography on silica gel (initially at the ratio of hexane : ethyl acetate 80 : 20, followed by the ratio 60 : 40).

1,2-Bis[(2-vinyl)tetrazol-5-yl]benzene (2-N, 2-N') (**1a**)

White solid. Analysis: Found: C, 54.52; H, 3.96; N, 42.35. Calc. For $\text{C}_{12}\text{H}_{10}\text{N}_8$: C, 54.13; H, 3.76; N, 42.10; Yield: 13.8 %; Mp 95-98 °C; ν_{max} (KBr) 3150, 3090, 2910, 1610, 1648, 1490, 1102, 986, 910, 800 cm^{-1} ; δ_{H} : 5.25 [dd, 2 H_{cis} , $J_{\text{trans}} = 8.8$ Hz, $J_{\text{gem}} = 1.8$ Hz, $\text{N}^2\text{CH}=\text{CH}_2$, $\text{N}^{2'}\text{CH}=\text{CH}_2$], 6.35 [dd, 2 H_{trans} , $J_{\text{cis}} = 15.5$ Hz, $J_{\text{gem}} = 1.6$ Hz, $\text{N}^2\text{CH}=\text{CH}_2$, $\text{N}^{2'}\text{CH}=\text{CH}_2$], 7.59 [dd, 2 H_{gem} , $J_{\text{trans}} = 15.5$ Hz, $J_{\text{cis}} = 8.8$ Hz, $\text{N}^2\text{CH}=\text{CH}_2$, $\text{N}^{2'}\text{CH}=\text{CH}_2$], 7.65 [d, 2 H, $J = 6.6$ Hz, H^1 - C_6H_4], 7.85 [d, 2 H, $J = 6.5$ Hz, H^2 - C_6H_4]; δ_{C} : 29.6 [CH_2], 109.9 [i - C_6H_4], 130.6 [C^1 - C_6H_4], 134.8 [C^2 - C_6H_4], 164.2 [CN_4].

1,2-Bis[(2-vinyl)tetrazol-5-yl]benzene (1-N, 2-N') (**1b**)

White solid. Analysis: Found: C, 54.45; H, 4.01; N, 42.29. Calc. For $\text{C}_{12}\text{H}_{10}\text{N}_8$: C, 54.13; H, 3.76; N, 42.10; Yield: 10.5 %; Mp 110-112 °C; ν_{max} (KBr) 3169, 3109, 2910, 2896, 1615, 1589, 1475, 1090, 956, 910, 779 cm^{-1} ; δ_{H} : 5.04 [dd, 1 H, H_{cis} , $J_{\text{trans}} = 8.8$ Hz, $J_{\text{gem}} = 1.5$ Hz, $\text{N}^1\text{CH}=\text{CH}_2$], 5.25 [dd, 1 H, H_{cis} , $J_{\text{trans}} = 8.6$ Hz, $J_{\text{gem}} = 1.6$ Hz, $\text{N}^{2'}\text{CH}=\text{CH}_2$], 5.78 [dd, 1 H, H_{trans} , $J_{\text{cis}} = 15.5$ Hz, $J_{\text{gem}} = 1.8$ Hz, $\text{N}^1\text{CH}=\text{CH}_2$], 5.88 [dd, 1 H, H_{trans} , $J_{\text{cis}} = 13.9$ Hz, $J_{\text{gem}} = 1.3$ Hz, $\text{N}^{2'}\text{CH}=\text{CH}_2$], 6.59 [dd, 1 H, H_{gem} , $J_{\text{trans}} = 15.5$ Hz, $J_{\text{cis}} = 8.8$ Hz, $\text{N}^1\text{CH}=\text{CH}_2$], 7.30 [dd, 1 H, H_{gem} , $J_{\text{trans}} = 15.5$ Hz, $J_{\text{cis}} = 8.8$ Hz, $\text{N}^{2'}\text{CH}=\text{CH}_2$], 7.53 [d, 1 H, $J = 6.5$ Hz, H^1 - C_6H_4], 7.62 [t, 1 H, $J = 6.5$ Hz, H^2 - C_6H_4], 7.78 [t, 1 H, $J = 6.5$ Hz, H^3 - C_6H_4], 8.41 [d, 1H, $J = 6.5$ Hz, H^4 - C_6H_4]; δ_{C} : 109.3 [CH_2], 109.5 [CH_2],

122.5 [i-C₆H₄], 125.6 [CHN^{2'}], 127.0 [i'-C₆H₄], 128.8 [CHN¹], 129.6 [C¹-C₆H₄], 130.9 [C²-C₆H₄], 131.6 [C³-C₆H₄], 132.0 [C⁴-C₆H₄], 152.6 [N¹CN₄], 162.4 [N^{2'}CN₄].

1,2-Bis[((2-bromoethyl)tetrazol-5-yl)((2-vinyl)tetrazol-5'-yl)]benzene (2-N, 2-N') (**1c**)

White solid. Analysis: Found: C, 41.76; H, 3.45; N, 32.35. Calc. For C₁₂H₁₁N₈Br: C, 41.50; H, 3.17; N, 32.28; Yield: 8.1 %; Mp 102-104 °C; ν_{\max} (KBr) 3150, 3100, 2890, 1755, 1650, 1648, 1459, 1210, 1175, 1005, 996, 907, 746, 650 cm⁻¹; δ_{H} : 3.66 [t, 2 H, $J = 6.6$ Hz, CH₂Br], 4.38 [t, 2 H, $J = 6.6$ Hz, NCH₂], 5.27 [dd, 1 H, H_{cis} , $J_{\text{trans}} = 8.8$ Hz, $J_{\text{gem}} = 1.5$ Hz, NCH=CH₂], 5.88 [dd, 1 H, H_{trans} , $J_{\text{cis}} = 15.4$ Hz, $J_{\text{gem}} = 1.6$ Hz, NCH=CH₂], 7.35 [dd, 1 H, H_{gem} , $J_{\text{trans}} = 15.5$ Hz, $J_{\text{cis}} = 8.6$ Hz, NCH=CH₂], 7.54 [d, 1 H, $J = 7.0$ Hz, H¹-C₆H₄], 7.62 [t, 1 H, $J = 7.0$ Hz, H²-C₆H₄], 7.71 [d, 1 H, $J = 6.5$ Hz, H³-C₆H₄], 8.37 [t, 1 H, $J = 6.5$ Hz, H⁴-C₆H₄]; δ_{C} : 27.0 [CH₂Br], 48.6 [CH₂N], 109.4 [CH₂], 122.5 [i-C₆H₄], 126.9 [i'-C₆H₄], 128.7 [C¹-C₆H₄], 129.2 [CHN], 129.6 [C²-C₆H₄], 130.8 [C³-C₆H₄], 131.9 [C⁴-C₆H₄], 162.6 [CN₄].

Synthesis of Compounds **2a**, **2b** & **2c**

These compounds were prepared by the same general method from 1,3-bis[tetrazol-5-yl]benzene (**2**), triethylamine and 1,2-dibromoethane, resulting in a mixture of **2a**, **2b** and **2c** which were isolated from each other by column chromatography on silica gel as described previously.

1,3-Bis[(2-vinyl)tetrazol-5-yl]benzene (2-N, 2-N') (**2a**)

White solid. Analysis: Found: C, 54.23; H, 3.69; N, 42.45. Calc. For C₁₂H₁₀N₈: C, 54.13; H, 3.76; N, 42.10; Yield: 15.6 %; Mp 112-116 °C; ν_{\max} (KBr) 3124, 3100, 2921, 2848, 1699, 1649, 1458, 1213, 1182, 1003, 905, 910, 738 cm⁻¹; δ_{H} : 5.43 [dd, 2 H, H_{cis} , $J_{\text{trans}} = 8.8$ Hz, $J_{\text{gem}} = 1.6$ Hz, NCH=CH₂], 6.33 [dd, 2 H, H_{trans} , $J_{\text{cis}} = 15.5$ Hz, $J_{\text{gem}} = 1.6$ Hz, NCH=CH₂], 7.62 [dd, 2 H, H_{gem} , $J_{\text{trans}} = 15.5$ Hz, $J_{\text{cis}} = 8.8$ Hz, NCH=CH₂], 7.66 [t, 1 H, $J = 7.0$ Hz, H¹-C₆H₄], 8.34 [d, 2 H, $J = 7.0$ Hz, H²-C₆H₄], 9.03 [s, 1 H, H³-C₆H₄]; δ_{C} : 108.8 [CH₂], 125.6 [C¹-C₆H₄], 127.8 [i-C₆H₄], 129.1 [C²-C₆H₄], 129.6 [CHN], 129.8 [C³-C₆H₄], 164.2 [CN₄].

1,3-Bis[(2-vinyl)tetrazol-5-yl]benzene (1-N, 2-N') (**2b**)

White solid. Analysis: Found: C, 54.26; H, 3.85; N, 42.32. Calc. For C₁₂H₁₀N₈: C, 54.13; H, 3.76; N, 42.10; Yield: 10.2 %; Mp 120-122 °C; ν_{\max} (KBr) 3179, 3067, 2897, 1605, 1596, 1470, 1105,

998, 905, 805 cm^{-1} ; δ_{H} : 5.46 [dd, 1 H, H_{cis} , $J_{\text{trans}} = 8.8 \text{ Hz}$, $J_{\text{gem}} = 1.6 \text{ Hz}$, $\text{N}^1\text{CH}=\text{CH}_2$], 5.52 [dd, 1 H, H_{cis} , $J_{\text{trans}} = 8.8 \text{ Hz}$, $J_{\text{gem}} = 1.6 \text{ Hz}$, $\text{N}^{2'}\text{CH}=\text{CH}_2$], 6.27 [dd, 1 H, H_{trans} , $J_{\text{cis}} = 13.2 \text{ Hz}$, $J_{\text{gem}} = 1.6 \text{ Hz}$, $\text{N}^1\text{CH}=\text{CH}_2$], 6.32 [dd, 1 H, H_{trans} , $J_{\text{cis}} = 13.6 \text{ Hz}$, $J_{\text{gem}} = 1.6 \text{ Hz}$, $\text{N}^{2'}\text{CH}=\text{CH}_2$], 7.15 [dd, 1 H, H_{gem} , $J_{\text{trans}} = 15.4 \text{ Hz}$, $J_{\text{cis}} = 8.8 \text{ Hz}$, $\text{N}^1\text{CH}=\text{CH}_2$], 7.59 [dd, 1 H, H_{gem} , $J_{\text{trans}} = 15.7 \text{ Hz}$, $J_{\text{cis}} = 8.8 \text{ Hz}$, $\text{N}^{2'}\text{CH}=\text{CH}_2$], 7.75 [t, 1 H, $J = 7.7 \text{ Hz}$, $\text{H}^2\text{-C}_6\text{H}_4$], 7.87 [d, 1 H, $J = 7.4 \text{ Hz}$, $\text{H}^1\text{-C}_6\text{H}_4$], 8.45 [d, 1 H, $J = 7.2 \text{ Hz}$, $\text{H}^3\text{-C}_6\text{H}_4$], 8.55 [s, 1 H, $\text{H}^4\text{-C}_6\text{H}_4$]; δ_{C} : 109.3 [CH_2], 111.8 [CH_2], 124.4 [i- C_6H_4], 125.0 [i'- C_6H_4], 126.0 [$\text{C}^3\text{-C}_6\text{H}_4$], 127.6 [$\text{C}^2\text{-C}_6\text{H}_4$], 128.4 [$\text{C}^1\text{-C}_6\text{H}_4$], 130.0 [$\text{CHN}^{2'}$], 131.2 [CHN^1], 135.2 [$\text{C}^4\text{-C}_6\text{H}_4$], 152.4 [CN_4], 163.6 [CN_4].

1,3-Bis[[(2-bromoethyl)tetrazol-5-yl][(2-vinyl)tetrazol-5'-yl]]benzene (2-N, 2-N') (**2c**)

White solid. Analysis: Found: C, 41.68; H, 3.33; N, 32.46. Calc. For $\text{C}_{12}\text{H}_{11}\text{N}_8\text{Br}$: C, 41.50; H, 3.17; N, 32.28; Yield: 8.3 %; Mp 104-106 $^{\circ}\text{C}$; ν_{max} (KBr) 3150, 3100, 2890, 1755, 1650, 1459, 1210, 1175, 1005, 907, 746, 650 cm^{-1} ; δ_{H} : 3.80 [t, 2 H, $J = 6.6 \text{ Hz}$, CH_2Br], 4.95 [t, 2 H, $J = 6.6 \text{ Hz}$, CH_2N^2], 5.29 [dd, 1 H, H_{cis} , $J_{\text{trans}} = 9.0 \text{ Hz}$, $J_{\text{gem}} = 1.6 \text{ Hz}$, $\text{N}^{2'}\text{CH}=\text{CH}_2$], 6.18 [dd, 1 H, H_{trans} , $J_{\text{cis}} = 15.9 \text{ Hz}$, $J_{\text{gem}} = 1.6 \text{ Hz}$, $\text{N}^{2'}\text{CH}=\text{CH}_2$], 7.45 [dd, 1 H, H_{gem} , $J_{\text{trans}} = 15.9 \text{ Hz}$, $J_{\text{cis}} = 9.1 \text{ Hz}$, $\text{N}^{2'}\text{CH}=\text{CH}_2$], 7.53 [d, 2 H, $J = 8.4 \text{ Hz}$, $\text{H}^2\text{-C}_6\text{H}_4$], 8.18 [t, 1 H, $J = 7.9 \text{ Hz}$, $\text{H}^1\text{-C}_6\text{H}_4$], 8.85 [s, 1 H, $\text{H}^3\text{-C}_6\text{H}_4$]; δ_{C} : 27.0 [$\text{CH}_2 \text{Br}$], 54.1 [$\text{CH}_2 \text{N}^2$], 109.1 [CH_2], 125.6 [$\text{C}^1\text{-C}_6\text{H}_4$], 127.8 [i- C_6H_4], 129.1 [$\text{C}^2\text{-C}_6\text{H}_4$], 129.5 [CHN], 129.8 [$\text{C}^3\text{-C}_6\text{H}_4$], 164.2 [CN_4].

Synthesis of Compounds **3a**, **3b** & **3c**

These compounds were prepared by the same general method from 1,4-bis[tetrazol-5-yl]benzene (**3**), triethylamine and 1,2-dibromoethane resulting in a mixture of **3a**, **3b** and **3c** which were individually isolated by column chromatography on silica gel as previously.

1,4-Bis[(2-vinyl)tetrazol-5-yl]benzene (2-N, 2-N') (**3a**)

White solid. Analysis: Found: C, 54.36; H, 4.18; N, 42.08. Calc. For $\text{C}_{12}\text{H}_{10}\text{N}_8$: C, 54.13; H, 3.76; N, 42.10; Yield: 12.8 %; Mp 124-126 $^{\circ}\text{C}$; ν_{max} (KBr) 3148, 3108, 2910, 2894, 1690, 1650, 1429, 1150, 1005, 990, 913, 810 cm^{-1} ; δ_{H} : 5.44 [dd, 2 H, H_{cis} , $J_{\text{trans}} = 9.7 \text{ Hz}$, $J_{\text{gem}} = 1.6 \text{ Hz}$, $\text{NCH}=\text{CH}_2$], 6.32 [dd, 2 H, H_{trans} , $J_{\text{cis}} = 15.5 \text{ Hz}$, $J_{\text{gem}} = 1.2 \text{ Hz}$, $\text{NCH}=\text{CH}_2$], 7.56 [dd, 2 H, H_{gem} , $J_{\text{trans}} = 12.2 \text{ Hz}$, $J_{\text{cis}} = 8.8 \text{ Hz}$, $\text{NCH}=\text{CH}_2$], 7.81 [s, 4 H, C_6H_4]; δ_{C} : 108.9 [CH_2], 127.5 [$\text{C}^1\text{-C}_6\text{H}_4$], 129.0 [i- C_6H_4], 129.8 [CHN], 164.3 [CN_4].

1,4-Bis[(2-vinyl)tetrazol-5-yl]benzene (1-N, 2-N') (**3b**)

White solid. Analysis: Found: C, 54.26; H, 3.56; N, 42.33. Calc. For C₁₂H₁₀N₈: C, 54.13; H, 3.76; N, 42.10; Yield: 11.6 %; Mp 116-120 °C; ν_{\max} (KBr) 3105, 3089, 2928, 2890, 1603, 1567, 1470, 1096, 980, 905, 803 cm⁻¹; δ_{H} : 5.47 [dd, 1 H, H_{cis}, $J_{\text{trans}} = 8.8$ Hz, $J_{\text{gem}} = 1.5$ Hz, N¹CH=CH₂], 5.51 [dd, 1 H, H_{cis}, $J_{\text{trans}} = 8.6$ Hz, $J_{\text{gem}} = 1.5$ Hz, N²CH=CH₂], 6.27 [dd, 1 H, H_{trans}, $J_{\text{cis}} = 15.5$ Hz, $J_{\text{gem}} = 1.6$ Hz, N¹CH=CH₂], 6.33 [dd, 1 H, H_{trans}, $J_{\text{cis}} = 15.4$ Hz, $J_{\text{gem}} = 1.3$ Hz, N²CH=CH₂], 7.12 [dd, 1 H, H_{gem}, $J_{\text{trans}} = 15.5$ Hz, $J_{\text{cis}} = 8.7$ Hz, N¹CH=CH₂], 7.59 [dd, 1 H, H_{gem}, $J_{\text{trans}} = 15.4$ Hz, $J_{\text{cis}} = 8.8$ Hz, N²CH=CH₂], 7.89 [d, 2 H, $J = 8.2$ Hz, H²-C₆H₄], 8.42 [d, 2 H, $J = 8.2$ Hz, H¹-C₆H₄]; δ_{C} : 109.2 [CH₂], 111.8 [CH₂], 125.4 [i-C₆H₄], 126.0 [i'-C₆H₄], 127.9 [C¹-C₆H₄], 128.2 [C²-C₆H₄], 129.9 [CHN²], 133.1 [CHN¹], 152.4 [CN₄], 163.6 [CN₄].

1,4-Bis[((2-bromoethyl)tetrazol-5-yl)((2-vinyl)tetrazol-5'-yl))]benzene (2-N, 2-N') (**3c**)

White solid. Analysis: Found: C, 41.44; H, 3.36; N, 32.45. Calc. For C₁₂H₁₁N₈Br: C, 41.50; H, 3.17; N, 32.28; Yield: 9.8 %; Mp 128-130 °C; ν_{\max} (KBr) 3128, 3094, 2905, 1610, 1548, 1460, 1238, 1100, 1003, 960, 838, 610 cm⁻¹; δ_{H} : 3.94 [t, 2 H, $J = 6.6$ Hz, CH₂Br], 5.08 [t, 2 H, $J = 6.6$ Hz, CH₂N²], 5.45 [dd, 1 H, H_{cis}, $J_{\text{trans}} = 8.8$ Hz, $J_{\text{gem}} = 1.6$ Hz, N²CH=CH₂], 6.31 [dd, 1 H, H_{trans}, $J_{\text{cis}} = 15.6$ Hz, $J_{\text{gem}} = 1.5$ Hz, N²CH=CH₂], 7.58 [dd, 1 H, H_{gem}, $J_{\text{trans}} = 15.5$ Hz, $J_{\text{cis}} = 8.8$ Hz, N²CH=CH₂], 8.30 [d, 2 H, $J = 8.8$ Hz, C¹-C₆H₄], 8.34 [d, 2 H, $J = 8.8$ Hz, C²-C₆H₄]; δ_{C} : 27.0 [CH₂Br], 54.1 [CH₂N], 108.8 [CH₂], 127.5 [C¹-C₆H₄], 127.7 [C²-C₆H₄], 128.8 [i-C₆H₄], 129.1 [i'-C₆H₄], 129.8 [CHN], 164.8 [CN₄].

Synthesis of Compounds **4a**, **4b**, **4c** & **4e**

1,2-Bis[2-(tributylstannyl)tetrazol-5-yl]benzene (**4**) (1.0 g, 1.25 mmol) was heated to 120 °C in 1,2-dibromoethane (5.5 ml) for 24 hours. A viscous solution resulted which, on cooling, yielded a mixture of **4a**, **4b**, **4c** and **4e**. These were individually isolated by column chromatography on silica gel as previously.

1,2-Bis[((2-bromoethyl)tetrazol-5-yl)((2-vinyl)tetrazol-5'-yl))]benzene (2-N, 2-N') (**4a**)

White solid. Analysis: Found: C, 41.69; H, 3.42; N, 32.08. Calc. For C₁₂H₁₁N₈Br: C, 41.50; H, 3.17; N, 32.28; Yield: 10.6 %; Mp 102-104 °C; ν_{\max} (KBr) 3100, 3098, 2954, 2879, 1605, 1545, 1460, 1256, 1100, 1010, 990, 905, 850, 602 cm⁻¹; δ_{H} : 3.66 [t, 2 H, $J = 6.6$ Hz, CH₂Br], 4.38 [t, 2 H,

$J = 6.6$ Hz, N^2CH_2], 5.27 [dd, 1 H, H_{cis} , $J_{trans} = 8.8$ Hz, $J_{gem} = 1.5$ Hz, $N^2CH=CH_2$], 5.88 [dd, 1 H, H_{trans} , $J_{cis} = 15.4$ Hz, $J_{gem} = 1.6$ Hz, $N^2CH=CH_2$], 7.35 [dd, 1 H, H_{gem} , $J_{trans} = 15.5$ Hz, $J_{cis} = 8.6$ Hz, $N^2CH=CH_2$], 7.54 [d, 1 H, $J = 7.0$ Hz, $H^1-C_6H_4$], 7.62 [t, 1 H, $J = 7.0$ Hz, $H^2-C_6H_4$], 7.71 [t, 1 H, $J = 6.5$ Hz, $H^3-C_6H_4$], 8.37 [d, 1 H, $J = 6.5$ Hz, $H^4-C_6H_4$]; δ_C : 27.0 [CH_2Br], 48.6 [CH_2N], 109.4 [CH_2], 122.5 [$i-C_6H_4$], 126.9 [$i'-C_6H_4$], 128.7 [$C^1-C_6H_4$], 129.2 [CHN], 129.6 [$C^2-C_6H_4$], 130.8 [$C^3-C_6H_4$], 131.9 [$C^4-C_6H_4$], 162.6 [CN_4].

1,2-Bis[$((2-bromoethyl)tetrazol-5-yl)((2-vinyl)tetrazol-5'-yl)$]benzene (1-N, 2-N') (**4b**)

White solid. Analysis: Found: C, 41.89; H, 3.36; N, 32.42. Calc. For $C_{12}H_{11}N_8Br$: C, 41.50; H, 3.17; N, 32.28; Yield: 10.2 %; Mp 108-112 °C; ν_{max} (KBr) 3100, 3098, 2954, 2879, 1605, 1545, 1460, 1256, 1100, 1010, 990, 905, 850, 602 cm^{-1} ; δ_H : 3.92 [t, 2 H, $J = 6.6$ Hz, CH_2Br], 4.92 [t, 2 H, $J = 6.6$ Hz, CH_2N^1], 5.50 [dd, 1 H, H_{cis} , $J_{trans} = 8.6$ Hz, $J_{gem} = 1.5$ Hz, $N^2CH=CH_2$], 6.28 [dd, 1 H, H_{trans} , $J_{cis} = 15.4$ Hz, $J_{gem} = 1.3$ Hz, $N^2CH=CH_2$], 7.15 [dd, 1 H, H_{gem} , $J_{trans} = 15.3$ Hz, $J_{cis} = 8.6$ Hz, $N^2CH=CH_2$], 7.61 [d, 1 H, $J = 7.0$ Hz, $H^1-C_6H_4$], 7.69 [t, 1 H, $J = 7.0$ Hz, $H^2-C_6H_4$], 7.78 [t, 1 H, $J = 7.0$ Hz, $H^3-C_6H_4$], 8.38 [d, 1 H, $J = 7.0$ Hz, $H^4-C_6H_4$]; δ_C : 27.0 [CH_2Br], 54.0 [CH_2N^1], 112.0 [CH_2], 123.4 [$i-C_6H_4$], 126.1 [$i'-C_6H_4$], 127.5 [$C^1-C_6H_4$], 129.8 [$C^2-C_6H_4$], 130.2 [CHN^2], 132.2 [$C^3-C_6H_4$], 132.3 [$C^4-C_6H_4$], 152.6 [CN_4], 162.4 [CN_4].

1,2-Bis[(2-bromoethyl)tetrazol-5-yl]benzene (1-N, 2-N') (**4c**)

White solid. Analysis: Found: C, 33.50; H, 2.96; N, 26.25. Calc. For $C_{12}H_{12}N_8Br_2$: C, 33.70; H, 2.81; N, 26.10; Yield: 8.3 %; Mp 124-126 °C; ν_{max} (KBr) 3099, 3087, 2850, 1543, 1460, 1276, 1090, 1005, 830, 605 cm^{-1} ; δ_H : 3.70 [t, 2 H, $J = 6.6$ Hz, CH_2Br], 3.74 [t, 2 H, $J = 6.6$ Hz, CH_2Br], 4.42 [t, 2 H, $J = 6.6$ Hz, CH_2N^1], 4.89 [t, 2 H, $J = 6.6$ Hz, CH_2N^2], 7.61 [d, 1 H, $J = 7.0$ Hz, $H^1-C_6H_4$], 7.69 [t, 1 H, $J = 7.0$ Hz, $H^2-C_6H_4$], 7.78 [t, 1 H, $J = 7.0$ Hz, $H^3-C_6H_4$], 8.38 [d, 1 H, $J = 7.0$ Hz, $H^4-C_6H_4$]; δ_C : 27.2 [CH_2Br], 48.9 [CH_2N], 54.4 [CH_2N^2], 122.7 [$i-C_6H_4$], 127.5 [$i'-C_6H_4$], 129.8 [$C^1-C_6H_4$], 131.0 [$C^2-C_6H_4$], 132.2 [$C^3-C_6H_4$], 132.3 [$C^4-C_6H_4$], 154.8 [CN_4], 163.6 [CN_4].

1,2-Bis[(2-vinyl)tetrazol-5-yl]benzene (1-N, 2-N') (**4e**)

White solid. Analysis: Found: C, 54.33; H, 3.99; N, 42.35. Calc. For $C_{12}H_{10}N_8$: C, 54.13; H, 3.76; N, 42.10. Yield: 6.4 %. Mp 92-94 °C. ν_{max} (KBr) 3169, 3109, 2910, 2896, 1615, 1589, 1475, 1090, 956, 910, 779 cm^{-1} ; δ_H : 5.04 [dd, 1 H, H_{cis} , $J_{trans} = 8.8$ Hz, $J_{gem} = 1.5$ Hz, $N^1CH=CH_2$], 5.25 [dd, 1 H, H_{cis} , $J_{trans} = 8.6$ Hz, $J_{gem} = 1.6$ Hz, $N^2CH=CH_2$], 5.78 [dd, 1 H, H_{trans} , $J_{cis} = 15.5$ Hz, $J_{gem} = 1.8$

Hz, N¹CH=CH₂], 5.88 [dd, 1 H, H_{trans}, J_{cis} = 13.9 Hz, J_{gem} = 1.3 Hz, N²CH=CH₂], 6.59 [dd, 1 H, H_{gem}, J_{trans} = 15.5 Hz, J_{cis} = 8.8 Hz, N¹CH=CH₂], 7.30 [dd, 1 H, H_{gem}, J_{trans} = 15.5 Hz, J_{cis} = 8.8 Hz, N²CH=CH₂], 7.53 [d, 1 H, J = 6.5 Hz, H¹-C₆H₄], 7.62 [t, 1 H, J = 6.5 Hz, H²-C₆H₄], 7.78 [t, 1 H, J = 6.5 Hz, H³-C₆H₄], 8.41 [d, 1H, J = 6.5 Hz, H⁴-C₆H₄]; δ_C : 109.3 [CH₂], 109.5 [CH₂], 122.5 [i-C₆H₄], 125.6 [CHN²], 127.0 [i¹-C₆H₄], 128.8 [CHN¹], 129.6 [C¹-C₆H₄], 130.9 [C²-C₆H₄], 131.6 [C³-C₆H₄], 132.0 [C⁴-C₆H₄], 152.6 [CN₄], 162.4 [CN₄].

Synthesis of Compounds 5a, 5b, 5c & 5d

These compounds were prepared by the same method as above but using 1,3-bis[2-(tributylstannyl)tetrazol-5-yl]benzene (**5**) instead. A viscous solution resulted again which, on cooling, yielded a mixture of **5a**, **5b**, **5c** and **5d**. These were isolated by column chromatography on silica gel as previously.

1,3-Bis[[(2-bromoethyl)tetrazol-5-yl][(2-vinyl)tetrazol-5'-yl)]benzene (2-N, 2-N') (**5a**)

White solid. Analysis: Found: C, 41.45; H, 3.55; N, 32.25. Calc. For C₁₂H₁₁N₈Br: C, 41.50; H, 3.17; N, 32.28; Yield: 11.8 %; Mp 104-106 °C; ν_{max} (KBr) 3150, 3100, 2890, 1755, 1650, 1459, 1210, 1175, 1005, 907, 746, 650 cm⁻¹; δ_H : 3.93 [t, 2 H, J = 6.6 Hz, CH₂Br], 5.08 [t, 2 H, J = 6.6 Hz, CH₂N²], 5.44 [dd, 1 H, H_{cis}, J_{trans} = 9.0 Hz, J_{gem} = 1.7 Hz, N²CH=CH₂], 6.33 [dd, 1 H, H_{trans}, J_{cis} = 15.7 Hz, J_{gem} = 1.6 Hz, N²CH=CH₂], 7.58 [dd, 1 H, H_{gem}, J_{trans} = 17.9 Hz, J_{cis} = 7.7 Hz, N²CH=CH₂], 7.63 [d, 2 H, J = 8.4 Hz, H²-C₆H₄], 8.39 [t, 1 H, J = 7.9 Hz, H¹-C₆H₄], 8.99 [s, 1 H, H³-C₆H₄]; δ_C : 27.0 [CH₂ Br], 54.2 [CH₂ N²], 109.1 [CH₂], 125.6 [C¹-C₆H₄], 127.5 [i-C₆H₄], 129.0 [C²-C₆H₄], 129.5 [CHN], 130.0 [C³-C₆H₄], 164.2 [CN₄].

1,3-Bis[[(2-bromoethyl)tetrazol-5-yl][(2-vinyl)tetrazol-5'-yl)]benzene (1-N, 2-N') (**5b**)

White solid. Analysis: Found: C, 41.54; H, 3.34; N, 32.48. Calc. For C₁₂H₁₁N₈Br: C, 41.50; H, 3.17; N, 32.28; Yield: 9.8 %; Mp 99-100 °C; ν_{max} (KBr) 3104,3098, 2950, 1605, 1540, 1463, 1250, 1110, 1005, 998, 905, 856 cm⁻¹; δ_H : 3.90 [t, 2 H, J = 6.6 Hz, CH₂Br], 4.86 [t, 2 H, J = 6.6 Hz, CH₂N¹], 5.49 [dd, 1 H, H_{cis}, J_{trans} = 8.8 Hz, J_{gem} = 1.7 Hz, N²CH=CH₂], 6.28 [dd, 1 H, H_{trans}, J_{cis} = 15.3 Hz, J_{gem} = 1.8 Hz, N²CH=CH₂], 7.15 [dd, 1 H, H_{gem}, J_{trans} = 15.4 Hz, J_{cis} = 8.8 Hz, N²CH=CH₂], 7.71 [t, 1 H, J = 7.9 Hz, H¹-C₆H₄], 7.84 [d, 1 H, J = 8.4 Hz, H²-C₆H₄], 8.42 [d, 1 H, J = 8.4 Hz, H³-C₆H₄], 8.53 [s, 1 H, H⁴-C₆H₄]; δ_C : 27.1 [CH₂Br], 54.3 [CH₂N¹], 111.9 [CH₂], 125.2

[i-C₆H₄], 126.0 [i'-C₆H₄], 127.4 [C³-C₆H₄], 127.6 [C²-C₆H₄], 129.9 [C¹-C₆H₄], 130.2 [CHN^{2'}], 133.8 [C⁴-C₆H₄], 156.4 [CN₄], 162.6 [CN₄].

1,3-Bis[(2-bromoethyl)tetrazol-5-yl]benzene (1-N, 2-N') (**5c**)

White solid. Analysis: Found: C, 33.86; H, 3.01; N, 26.35. Calc. For C₁₂H₁₂N₈Br₂: C, 33.70; H, 2.81; N, 26.10; Yield: 7.6 %; Mp 130-132 °C; ν_{\max} (Nujol) (KBr) 3109, 3086, 2910, 2850, 1545, 1456, 1270, 1105, 1003, 850, 715, 615 cm⁻¹; δ_{H} : 3.87 [t, 2 H, *J* = 6.6 Hz, CH₂Br], 3.95 [t, 2 H, *J* = 6.6 Hz, CH₂Br], 4.87 [t, 2 H, *J* = 6.6 Hz, CH₂N¹], 5.10 [t, 2 H, *J* = 6.6 Hz, CH₂N^{2'}], 7.83 [t, 1 H, *J* = 7.9 Hz, H¹-C₆H₄], 7.88 [d, 1 H, *J* = 8.4 Hz, H²-C₆H₄], 8.42 [d, 1 H, *J* = 8.4 Hz, H³-C₆H₄], 8.51 [s, 1 H, H⁴-C₆H₄]; δ_{C} : 27.6 [CH₂Br], 27.9 [CH₂Br], 49.0 [CH₂N¹], 54.2 [CH₂N^{2'}], 124.6 [i-C₆H₄], 125.0 [i'-C₆H₄], 127.4 [C¹-C₆H₄], 128.6 [C²-C₆H₄], 129.9 [C^{2'}-C₆H₄], 130.2 [C³-C₆H₄], 154.5 [CN₄], 164.4 [CN₄].

1,3-Bis[(2-bromoethyl)tetrazol-5-yl]benzene (2-N, 2-N') (**5d**)

White solid. Analysis: Found: C, 33.58; H, 2.98; N, 26.25. Calc. For C₁₂H₁₂N₈Br₂: C, 33.70; H, 2.81; N, 26.10; Yield: 6.3 %; Mp 118-122 °C; ν_{\max} (KBr) 3109, 3086, 2910, 2850, 1545, 1456, 1270, 1105, 1003, 850, 715, 615 cm⁻¹; δ_{H} : 3.94 [t, 4 H, *J* = 6.6 Hz, CH₂Br], 5.09 [t, 4 H, *J* = 6.6 Hz, CH₂N], 7.64 [t, 1 H, *J* = 7.9 Hz, H¹-C₆H₄], 8.29 [d, 2 H, *J* = 8.4 Hz, H²-C₆H₄], 8.94 [s, 1 H, H³-C₆H₄]; δ_{C} : 27.7 [CH₂Br], 54.1 [CH₂N], 125.4 [i-C₆H₄], 128.0 [C¹-C₆H₄], 128.8 [C²-C₆H₄], 129.6 [C³-C₆H₄], 164.9 [CN₄].

Synthesis of Compounds **6a**, **6b**, **6c** & **6e**

These compounds were prepared by the same method from 1,4-bis[2-(tributylstannyl)tetrazol-5-yl]benzene (**6**) and 1,2-dibromoethane. A viscous solution resulted again which, on cooling, yielded a mixture of **6a**, **6b**, **6c** and **6e**. These were isolated by column chromatography on silica gel as previously.

1,4-Bis[((2-bromoethyl)tetrazol-5-yl)((2-vinyl)tetrazol-5'-yl)]benzene (2-N, 2-N') (**6a**)

White solid. Analysis: Found: C, 41.69; H, 3.39; N, 32.05. Calc. For C₁₂H₁₁N₈Br: C, 41.50; H, 3.17; N, 32.28; Yield: 10.9 %; Mp 128-130 °C; ν_{\max} (KBr) 3128, 3094, 2905, 1610, 1548, 1460, 1238, 1100, 1003, 960, 838, 610 cm⁻¹; δ_{H} : 3.94 [t, 2 H, *J* = 6.6 Hz, CH₂Br], 5.08 [t, 2 H, *J* = 6.6

Hz, CH₂N²], 5.45 [dd, 1 H, H_{cis}, J_{trans} = 8.6 Hz, J_{gem} = 1.5 Hz, N²CH=CH₂], 6.33 [dd, 1 H, H_{trans}, J_{cis} = 15.7 Hz, J_{gem} = 1.6 Hz, N²CH=CH₂], 7.58 [dd, 1 H, H_{gem}, J_{trans} = 15.5 Hz, J_{cis} = 8.8 Hz, N²CH=CH₂], 8.30 [d, 2 H, J = 8.8 Hz, C¹-C₆H₄], 8.33 [d, 2 H, J = 8.8 Hz, C¹-C₆H₄]; δ_C : 26.9 [CH₂Br], 54.3 [CH₂N²], 108.8 [CH₂], 127.6 [C¹-C₆H₄], 127.9 [C²-C₆H₄], 128.8 [i-C₆H₄], 129.1 [i'-C₆H₄], 129.8 [CHN²], 164.8 [CN₄].

1,4-Bis[[(2-bromoethyl)tetrazol-5-yl][(2-vinyl)tetrazol-5'-yl]]benzene (1-N, 2-N') (**6b**)

White solid. Analysis: Found: C, 41.69; H, 3.28; N, 32.11. Calc. For C₁₂H₁₁N₈Br: C, 41.50; H, 3.17; N, 32.28; Yield: 10.1 %; Mp 122-126 °C; ν_{max} (Nujol) (KBr) 3128, 3094, 2905, 1610, 1548, 1460, 1238, 1100, 1003, 960, 838, 610 cm⁻¹; δ_H : 3.94 [t, 2 H, J = 6.6 Hz, CH₂Br], 5.10 [t, 2 H, J = 6.6 Hz, CH₂N¹], 5.52 [dd, 1 H, H_{cis}, J_{trans} = 8.6 Hz, J_{gem} = 1.5 Hz, N²CH=CH₂], 6.27 [dd, 1 H, H_{trans}, J_{cis} = 15.4 Hz, J_{gem} = 1.3 Hz, N²CH=CH₂], 7.14 [dd, 1 H, H_{gem}, J_{trans} = 15.3 Hz, J_{cis} = 8.6 Hz, N²CH=CH₂], 7.88 [d, 2 H, J = 8.8 Hz, C¹-C₆H₄], 8.38 [d, 2 H, J = 8.8 Hz, C²-C₆H₄]; δ_C : 26.9 [CH₂Br], 54.2 [CH₂N¹], 111.8 [CH₂], 125.1 [i-C₆H₄], 126.1 [i'-C₆H₄], 127.6 [C¹-C₆H₄], 129.8 [C²-C₆H₄], 130.2 [CHN²], 152.4 [CN₄], 164.2 [CN₄].

1,4-Bis[(2-bromoethyl)tetrazol-5-yl]benzene (1-N, 2-N') (**6c**)

White solid. Analysis: Found: C, 33.33; H, 2.74; N, 26.08. Calc. For C₁₂H₁₂N₈Br₂: C, 33.70; H, 2.81; N, 26.10; Yield: 8.1 %; Mp 156-160 °C; ν_{max} (KBr) 3105, 3090, 2897, 1543, 1459, 1225, 1108, 1010, 897, 776, 609 cm⁻¹; δ_H : 3.92 [t, 2 H, J = 6.6 Hz, CH₂Br], 3.94 [t, 2 H, J = 6.6 Hz, CH₂Br], 4.38 [t, 2 H, J = 6.6 Hz, CH₂N¹], 5.07 [t, 2 H, J = 6.6 Hz, CH₂N²], 8.15 [d, 2 H, J = 8.8 Hz, H¹-C₆H₄], 8.22 [d, 2 H, J = 8.8 Hz, H²-C₆H₄]. δ_C : 27.7 [CH₂Br], 54.2 [CH₂ N¹], 54.4 [CH₂N²], 116.8 [i-C₆H₄], 117.0 [i'-C₆H₄], 130.2 [C¹-C₆H₄], 132.8 [C²-C₆H₄], 156.3 [CN₄], 164.1 [CN₄].

1,4-Bis[(2-vinyl)tetrazol-5-yl]benzene (1-N, 2-N') (**6e**)

White solid. Analysis: Found: C, 54.08; H, 3.49; N, 42.28. Calc. For C₁₂H₁₀N₈: C, 54.13; H, 3.76; N, 42.10; Yield: 7.3 %; Mp 116-120 °C; ν_{max} (KBr) 3099, 3089, 2928, 2894, 1610, 1568, 1475, 1106, 1008, 980, 905, 810 cm⁻¹; δ_H : 5.49 [dd, 1 H, H_{cis}, J_{trans} = 8.8 Hz, J_{gem} = 1.5 Hz, N¹CH=CH₂], 5.52 [dd, 1 H, H_{cis}, J_{trans} = 8.8 Hz, J_{gem} = 1.5 Hz, N²CH=CH₂], 6.29 [dd, 1 H, H_{trans}, J_{cis} = 15.5 Hz, J_{gem} = 1.6 Hz, N¹CH=CH₂], 6.36 [dd, 1 H, H_{trans}, J_{cis} = 15.5 Hz, J_{gem} = 1.5 Hz, N²CH=CH₂], 7.11 [dd, 1 H, H_{gem}, J_{trans} = 15.5 Hz, J_{cis} = 8.6 Hz, N¹CH=CH₂], 7.35 [dd, 1 H, H_{gem}, J_{trans} = 15.5 Hz, J_{cis} = 8.8 Hz, N²CH=CH₂], 7.90 [d, 2 H, J = 8.2 Hz, H²-C₆H₄], 8.43 [d, 2 H, J = 8.2 Hz, H¹-C₆H₄]; δ_C :

109.3 [CH₂], 111.9 [CH₂], 125.4 [i-C₆H₄], 126.1 [i'-C₆H₄], 127.9 [C¹-C₆H₄], 128.2 [C²-C₆H₄], 129.9 [CHN^{2'}], 133.1 [CHN¹], 152.0 [CN₄], 165.0 [CN₄].

X-Ray Crystallography

Suitable crystals of **1b** and **5d** for X-ray study were obtained by recrystallisation from chloroform and acetonitrile solutions, respectively. Crystallographic details are given in Table 1. In each case, refinement was full-matrix least-squares on F². Data for compounds **1b** and **5d** were collected at room temperature on an Enraf-Nonius CAD4 diffractometer. In both cases, data were corrected for Lp and absorption. Hydrogen atoms were added at calculated positions. Software used was SHELXS86,¹² SHELXL97¹³ and ORTEX.¹⁴

Compound 1b. *Crystal data:* C₁₂H₁₀N₈, *M* = 266.28, orthorhombic, *a* = 12.9010(3), *b* = 12.9580(3), *c* = 7.5620(2) Å, *U* = 4264.15(5) Å³, space group P2₁2₁2₁, *Z* = 4, μ(Mo-Kα) = 0.095 mm⁻¹. Crystallographic measurements were made at 150(2) K on a Nonius kappaCCD diffractometer in the range 4.14 < θ < 27.42 °. The solution of the structure (SHELXS86) and refinement (SHELXL97) converged to a conventional [*i.e.* based on 2775*F* data with *F*_o > 4σ(*F*_o)] *R*₁ = 0.0393 and *wR*₂ = 0.0836. Goodness of fit = 1.019. CCDC No. 261954.

Compound 5d. *Crystal data:* C₁₂H₁₂Br₂N₈, *M* = 428.12, triclinic, *a* = 6.5230(4), *b* = 9.7510(6), *c* = 12.7850(9) Å, α = 88.149(3), β = 75.839(3), γ = 84.759(2)°, *U* = 785.15(9) Å³, space group P-1 (No. 2), *Z* = 2, μ(Mo-Kα) = 5.172 mm⁻¹. Crystallographic measurements were made at 150(2) K on a Nonius kappaCCD diffractometer in the range 3.70 < θ < 27.57 °. The solution of the structure (SHELXS86) and refinement (SHELXL97) converged to a conventional [*i.e.* based on 2441*F* data with *F*_o > 4σ(*F*_o)] *R*₁ = 0.0498 and *wR*₂ = 0.1044. Goodness of fit = 1.029. CCDC No. 261955.

Acknowledgements

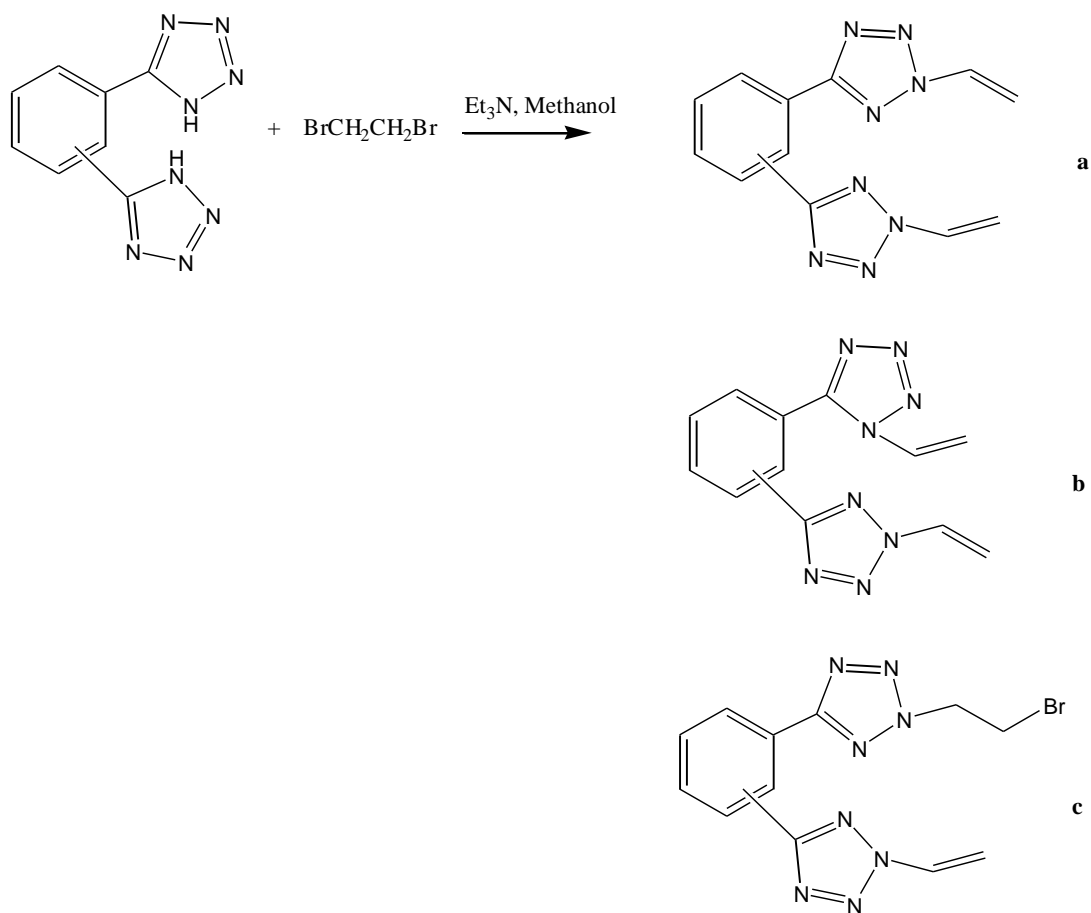
We would like to thank Prof. D. Cunningham and Dr. B. A. Murray for useful discussions. VP would like to thank the Postgraduate R&D Skills programme (Technological Sector Research, Strand III) for financial assistance.

References

1. R. N. Butler in *Comprehensive Heterocyclic Chemistry*; A. R. Katritzky, C. W. Rees and E. F. V. Scriven, Eds.; Pergamon: Oxford, U.K., **1996**, Vol. 4.
2. R. J. Herr, *Bioorg. & Med. Chem.*, **2002**, *10*, 3379.
3. K. Sisido, K. Nabika, T. Isida, S. Kozima, *J. Organomet. Chem.*, **1971**, *33*, 337.
4. M. Hill, M. F. Mahon, J. McGinley, K. C. Molloy, *J. Chem. Soc., Dalton Trans.*, **1996**, 835.
5. P. A. Bethel, M. S. Hill, M. F. Mahon, K. C. Molloy, *J. Chem. Soc., Perkin Trans. 1*, **1999**, 3507.
6. Z. P. Demko, K. B. Sharpless, *J. Org. Chem.*, **2001**, *66*, 7945.
7. A. Kumar, R. Narayanan, H. Shechter, *J. Org. Chem.*, **1996**, *61*, 4462.
8. K. Koguro, T. Oga, S. Mitsui, R. Orita, *Synthesis*, **1998**, 910.
9. R. N. Butler, A. F. M. Fleming, *J. Heterocycl. Chem.*, **1997**, *34*, 691.
10. K. C. Majumdar, S. K. Chattopadhyay, *Tet. Lett.*, **2004**, *45*, 6871.
11. V. I. Doderio, L. C. Koll, S. D. Mandolesi, J. C. Podestá, *J. Organomet. Chem.*, **2002**, *650*, 173.
12. G. M. Sheldrick, in 'SHELXS86, A Computer Program for Crystal Structure Determination', University of Göttingen, Göttingen, 1986.
13. G. M. Sheldrick, in 'SHELXL97, A Computer Program for Crystal Structure Refinement', University of Göttingen, Göttingen, 1997.
14. P. McArdle, *J. Appl. Crystallogr.*, **1995**, *28*, 65.

Schemes

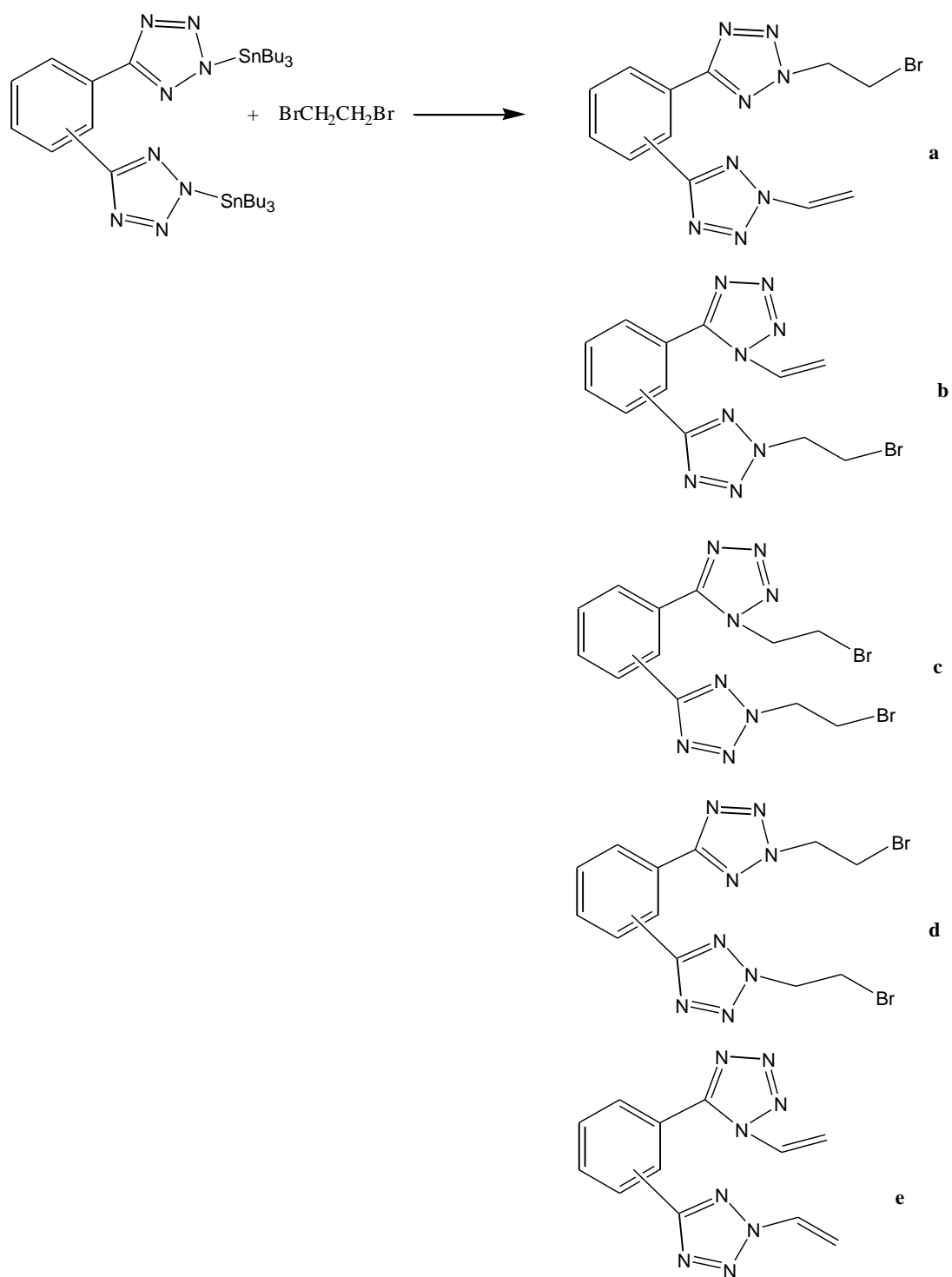
Scheme 1.



<i>Isomer</i>	a	b	c
1,2-	1a (13.8 %)	1b (10.5 %)	1c (8.1 %)
1,3-	2a (15.6 %)	2b (10.2 %)	2c (8.3 %)
1,4-	3a (12.8 %)	3b (11.6 %)	3c (9.8 %)

* % Yield in parentheses

Scheme 2.



<i>Isomer</i>	a	b	c	d	e
1,2-	4a (10.6 %)	4b (10.2 %)	4c (8.3 %)	-	4e (6.4 %)
1,3-	5a (11.8 %)	5b (9.8 %)	5c (7.6 %)	5d (6.3 %)	-
1,4-	6a (10.9 %)	6b (10.1 %)	6c (8.1 %)	-	6e (7.3 %)

* % Yield in parentheses

Captions

Figures

Figure 1: Molecular structure of **1b**, showing the labelling scheme used. Ellipsoids are represented at 30% probability.

Figure 2: Molecular structure of **5d**, showing the labelling scheme used. Ellipsoids are represented at 30% probability.

Figure 3: Partial packing diagram for structure **5d**, to illustrate the relative orientation of the pendant groups on the tetrazole rings and the π -stacking interactions.

Figures 4-6: Labelling scheme used for central core in the 1,2-, 1,3- and 1,4-bis(tetrazole) derivatives.

Figures

Figure 1

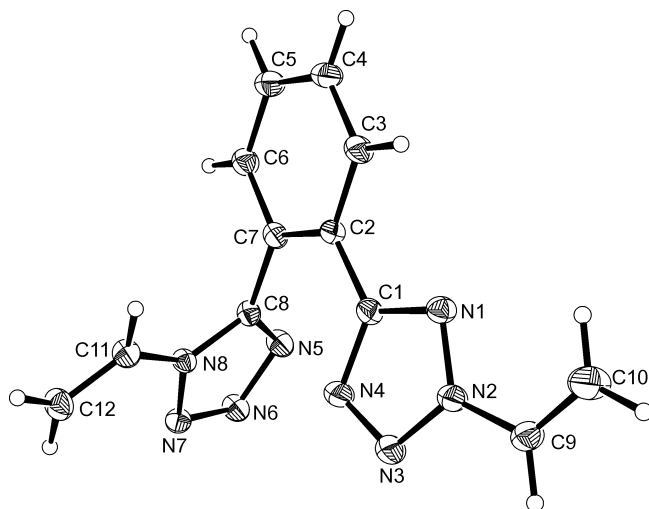


Figure 2

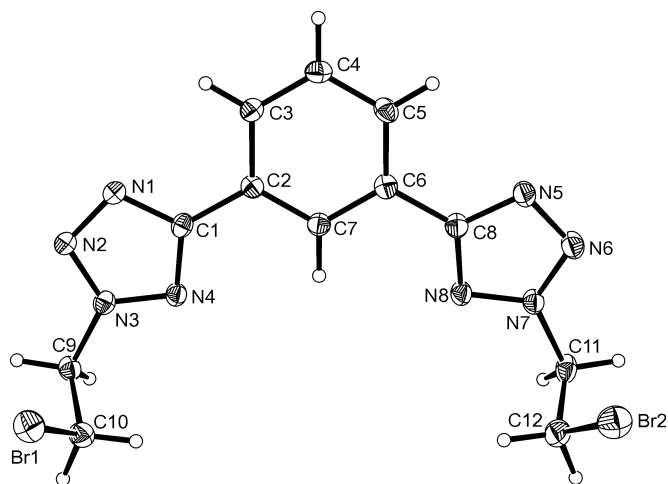


Figure 3

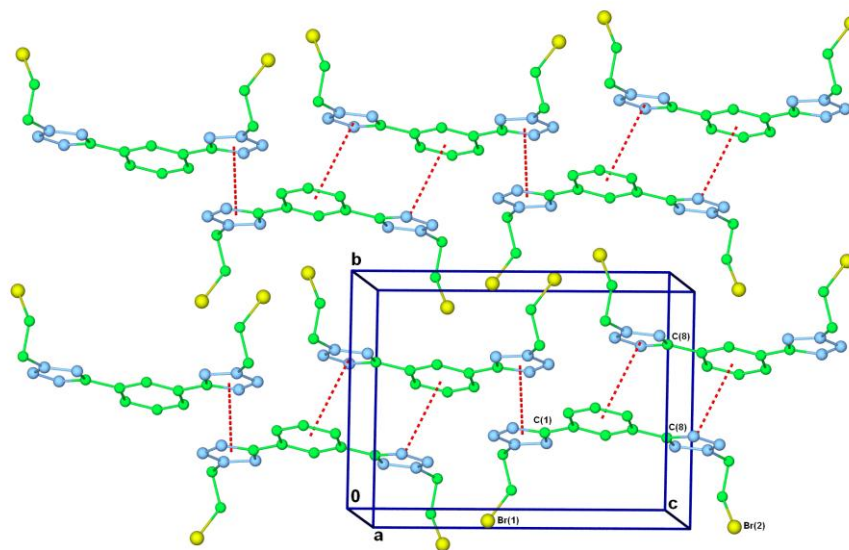


Figure 4

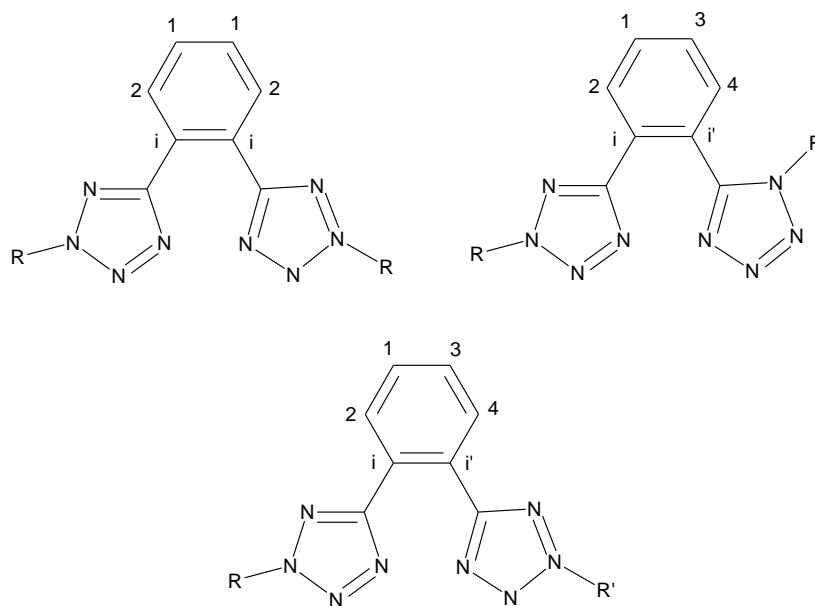


Figure 5

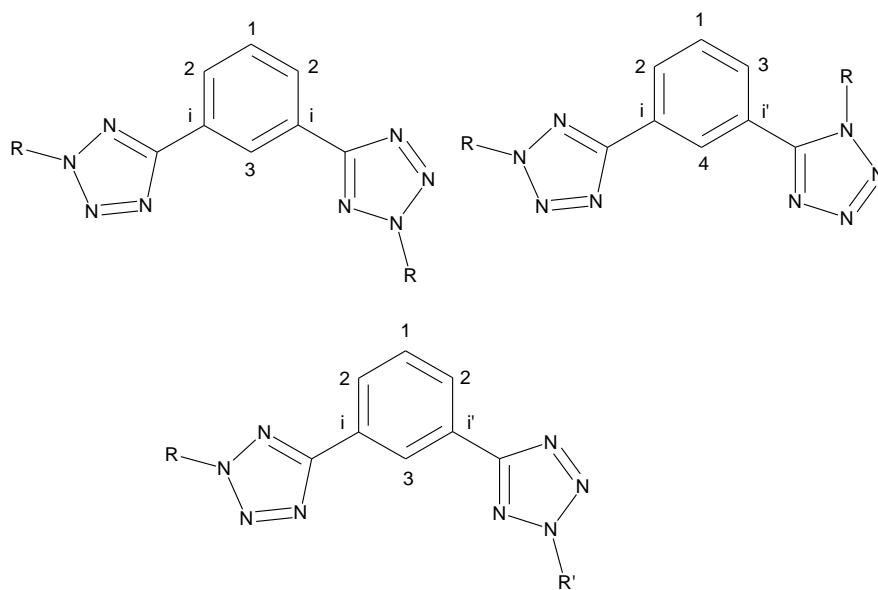


Figure 6

